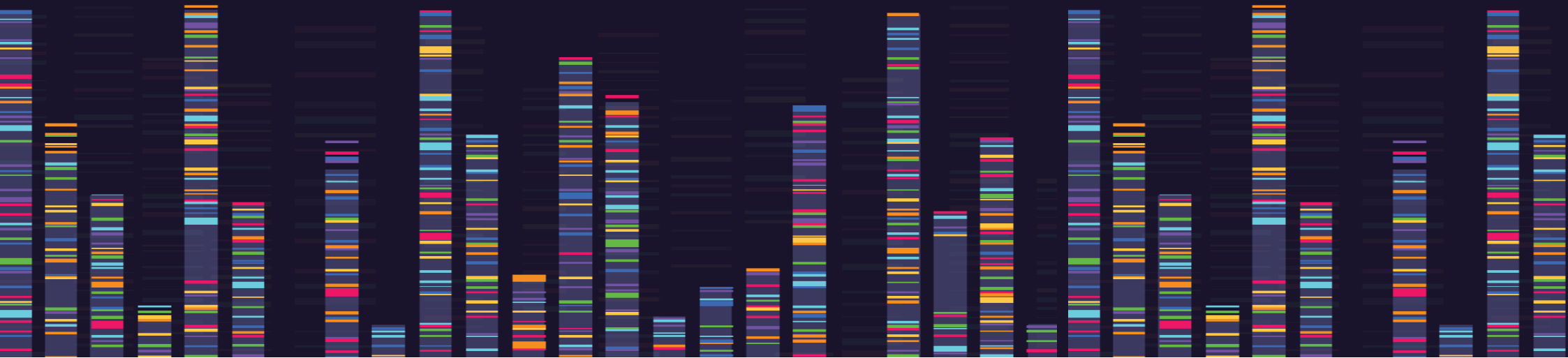


Q1 2024 FINANCIAL RESULTS

Birkenfeld - April 26, 2024

ALL ON THE RADAR



SAFE HARBOR STATEMENT

Forward-looking statements involve risks.

This company presentation contains various statements concerning the future performance of STRATEC. These statements are based on both assumptions and estimates. Although we are convinced that these forward-looking statements are realistic, we can provide no guarantee of this. This is because our assumptions involve risks and uncertainties which could result in a substantial divergence between actual results and those expected.

It is not planned to update these forward-looking statements.

AGENDA

1. Q1 2024 AT A GLANCE
2. FINANCIAL REVIEW
3. OUTLOOK
4. Q&A
5. APPENDIX

Q1 2024 AT A GLANCE

- **Subdued start to financial year** as expected, but **noticeable revival apparent in market** and **very strong sales growth** expected for **second quarter of 2024**
- **Sales -15.7%** yoy at constant exchange rates to **€ 50.9 million** → developments in were **generally consistent** with the company's **original expectations**
- **Efficiency measures** and **structural improvements** taking effect: **Despite** significant **negative scale** effects, adjusted **EBIT margin** of 6.2% almost at **previous year's level**
- **Well-filled development pipeline** and **major advances** in **development cooperations**
- **Confirmation** of full year **2024 guidance**

AGENDA

1. Q1 2024 AT A GLANCE
2. FINANCIAL REVIEW
3. OUTLOOK
4. Q&A
5. APPENDIX

FINANCIAL REVIEW

FINANCIALS AT A GLANCE¹

€ 000s	Q1/2024	Q1/2023	Change
Sales	50,871	60,478	-15.9% (cc: -15.7%)
Adjusted EBITDA	6,845	7,292	-6.1%
Adjusted EBITDA margin (%)	13.5	12.1	+140 bps
Adjusted EBIT	3,145	3,816	-17.6%
Adjusted EBIT margin (%)	6.2	6.3	-10 bps
Adjusted consolidated net income	1,226	2,133	-42.5%
Adjusted basic earnings per share (in €)	0.10	0.18	-44.4%
Basic earnings per share IFRS (in €)	0.04	0.11	-63.6%

bps = basis points

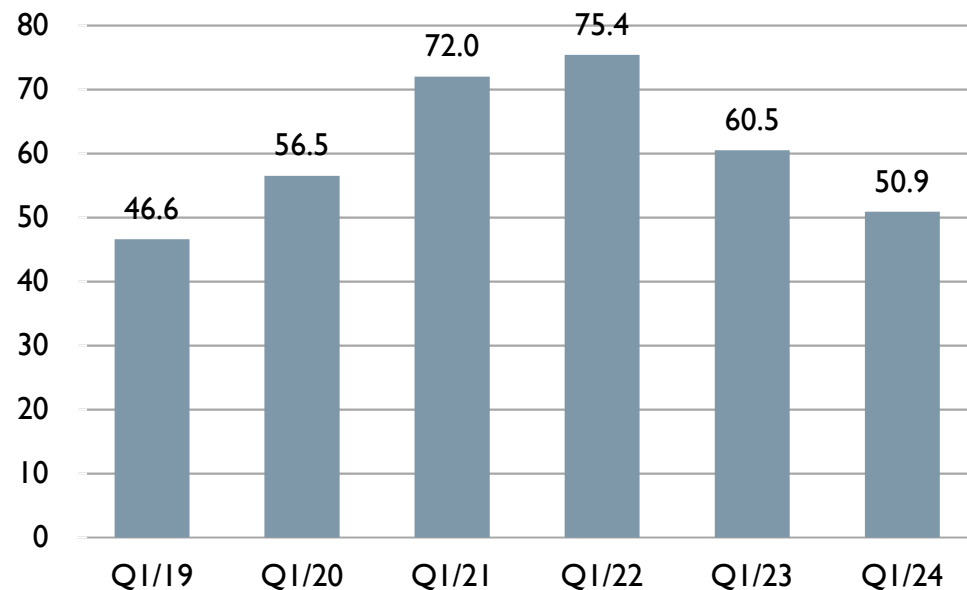
cc = at constant currency

¹ To facilitate comparison, figures have been adjusted to exclude amortization resulting from purchase price allocations in the context of acquisitions and other non-recurring items (including advisory expenses relating to M&A activities).

FINANCIAL REVIEW

SALES Q1/2024

In € million



As of March 31

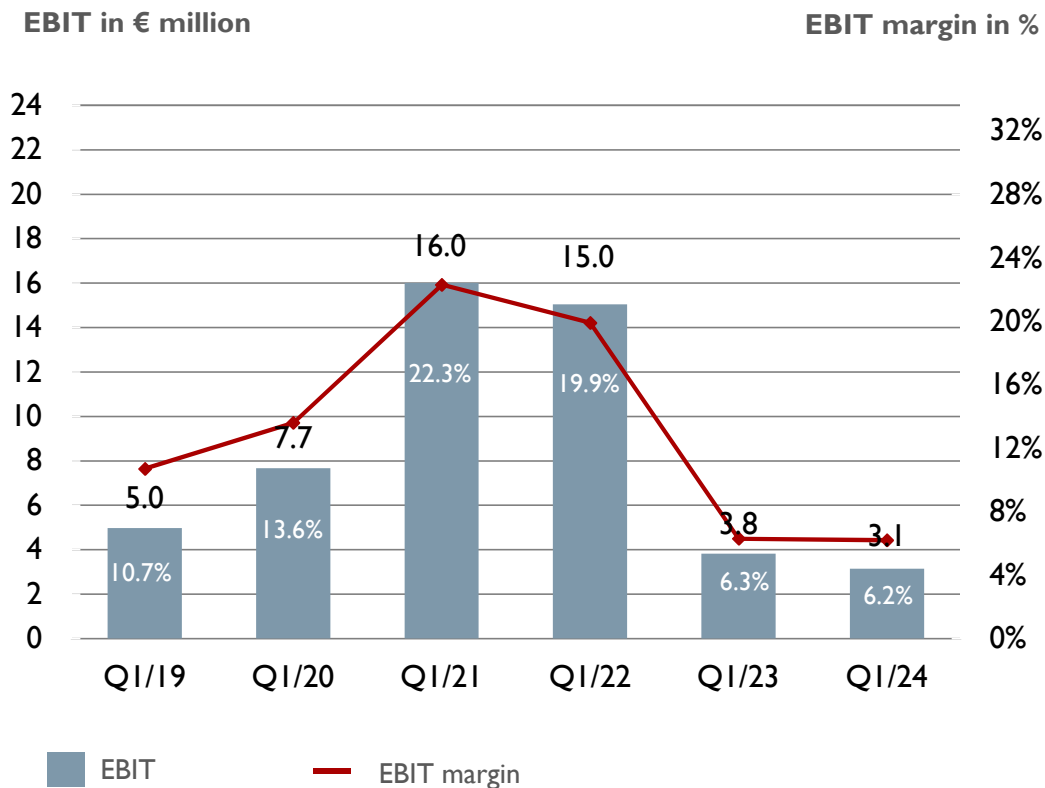
Q1/2024 sales decline of 15.7% yoy at constant currency to € 50.9 million

→ 470 basis points from Natech Group acquisition

- (-) Downstream effects of the COVID-19 pandemic affecting MDx system sales, e.g. underutilized equipment in Labs
- (-) High inventory levels at customers
- (-) Timing of sales recognition for development services
- (+) Strong and accelerating sales with Service Parts and Consumables

FINANCIAL REVIEW

ADJUSTED EBIT AND EBIT MARGIN Q1/2024



Q1/2024 adjusted EBIT margin of 6.2% almost at previous year's level

- (-) Recognizable negative scale effects
- (-) Still room for improvement for product mix within systems business
- (+) Efficiency measures and structural changes taking effect
- (+) Growing share of Service Parts and Consumables

As of March 31

FINANCIAL REVIEW

CASH FLOW AND NET DEBT

€ 000s	Q1/2024	Q1/2023	Change
Cash flow – operating activities	2,443	5,976	-59,1%
Cash flow – investment activities	-4,318	-5,128	nm
Cash flow – financing activities	-12,518	1,854	nm
Free cash flow	-1,875	848	nm

- Cash flow dynamics burdened by back end loaded quarter and corresponding trade receivables as well still highly inflated inventory position
- Investment ratio¹ at 8.5% of sales
- Net debt / LTM EBITDA ~3x

€ 000s	Q1/2024	FY/2023	Change
Cash at end of period	19,131	33,532	-42.9%
Equity ratio (%)	51.2	50.0	+120 bps
Net debt	122,935	118,180	+4.0%

¹ Total investments in intangible and tangible assets in % of sales
LTM = Last twelve months

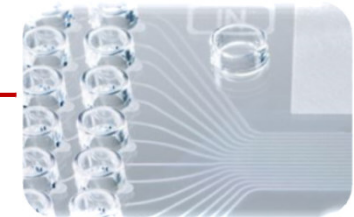

AGENDA

1. Q1 2024 AT A GLANCE
2. FINANCIAL REVIEW
3. OUTLOOK
4. Q&A
5. APPENDIX

OUTLOOK

FINANCIAL GUIDANCE FOR FISCAL YEAR 2024


- Sales expected to remain stable or to grow slightly compared with the previous year on a constant-currency basis
 - Substantial year-on-year sales growth for the second quarter of 2024 expected
- Adjusted EBIT margin of around 10.0% to 12.0% (2023: 10.3%)
- Investments in tangible and intangible assets combined of around 6.0% to 8.0% of sales (2023: 6.7%)



OUTLOOK

FOCUS IN 2024 AND BEYOND

- Implementation of additional earnings improvement measures to increase company-wide efficiency to pre-pandemic levels (e.g. show efficiency gains of structural measures established in supply chain)
 - Based on current figures and depending on actual capacity utilization rates, potential earnings improvements in a low single-digit million euro range have already been identified
- Ruggedize design to improve downstream logistics, installation and service costs for a meaningful veterinary diagnostics product and initiate corresponding ramp up of series manufacturing
- Manage and process M&A pipeline according to external growth and diversification strategy
- Execute deal pipeline regarding new development and manufacturing agreements
- Conclude integration of Natech Group and accelerate recognition of synergy potential
- Continue to grow footprint in selected life science segments with shorter time to market



Q&A

QUESTIONS & ANSWERS

APPENDIX

ADJUSTMENTS Q1/2024

EBIT

€ 000s	Q1/2024	Q1/2023
Adjusted EBIT	3,145	3,816
Adjustments:		
PPA amortization	-947	-787
Other ¹	-48	-105
EBIT	2,150	2,924

¹ Including advisory expenses relating to M&A activities

Consolidated net income

€ 000s	Q1/2024	Q1/2023
Adjusted consolidated net income	1,226	2,133
Adjusted earnings per share in € (basic)	0.10	0.18
Adjustments:		
PPA amortization	-947	-787
Other ¹	-48	-105
Taxes on income	216	147
Interest expenses	0	-19
Consolidated net income	447	1,369
Earnings per share in € (basic)	0.04	0.11

¹ Including advisory expenses relating to M&A activities

CONTACT

STRATEC SE
Gewerbestr. 37
75217 Birkenfeld
Germany

Phone +49 7082 7916-0
Fax +49 7082 7916-999
www.strattec.com

CONTACT

Jan Keppeler, CFA
Head of Investor Relations, Sustainability &
Corporate Communications

Phone +49 7082 7916-6515
j.keppeler@strattec.com



THANK YOU
FOR YOUR
ATTENTION