



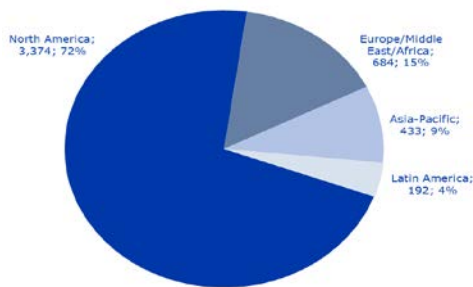
About us

Fresenius Medical Care is the world's largest provider of products and services for individuals with renal diseases of which around 3 million patients worldwide regularly undergo dialysis treatment. Through its network of 3,624 dialysis clinics, Fresenius Medical Care provides dialysis treatments for more than 308,000 patients around the globe. Fresenius Medical Care is also the leading provider of dialysis products such as dialysis machines or dialyzers. Along with the core business, the company focuses on expanding the range of related medical services in the field of Care Coordination.

Key figures – 4th quarter 2016

Net revenue	\$	4,687 M	+8%
Operating income (EBIT)	\$	786 M	+19%
Net income ¹	\$	388 M	+23%
Basic earnings per share	\$	1.27	+22%
Net cash provided by operating activities	\$	844 M	
Free cash flow	\$	565 M	
Free cash flow after investing activities	\$	392 M	
Employees		109,319	+5%

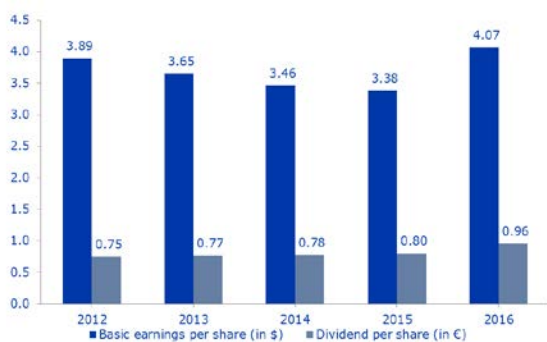
Revenue 4th quarter 2016 per region (in \$ million)



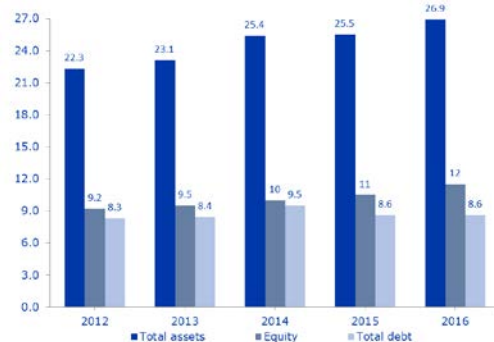
Patients, treatments, clinics – Full Year 2016

	Patients	Treatments (in M)	Clinics
North America	188,987	28.9	2,306
EMEA	59,767	8.9	711
Asia-Pacific	29,328	4.0	374
Latin America	30,389	4.8	233

Basic earnings & dividend per share



Balance sheet (in \$ million)



Strategy

Our strategy in the coming years will pursue the following four strategic objectives:

- Growing continuously and expanding our global presence
- Tapping into new business areas
- Enhancing products and treatments
- Expanding operational excellence and flexibility

Goals for 2017

Growth in revenue	8 – 10%
Net income ¹	7 – 9%

¹attributable to shareholders of Fresenius Medical Care AG & Co. KGaA



History

- September 30, 1996: Foundation of the company
- October 1, 1996: First listing of the shares on the Frankfurt Stock Exchange
- October 2, 1996: First listing of the shares on the New York Stock Exchange
- As of September 20, 1999: Inclusion in the DAX (Deutscher Aktienindex)

Share price - last 12 months (in €)



Basic share data

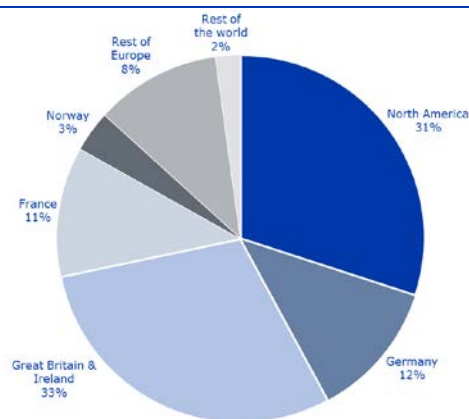
Ticker Symbols:

Frankfurt Stock Exchange	FME
New York Stock Exchange (NYSE)	FMS
Reuters: XETRA / ADR NYSE:	FMEG.DE/FMS.N
Bloomberg: XETRA / ADR NYSE:	FME GY / FMS US

Security Identification numbers:

WKN	578 580
ISIN	DE 0005785802
CUSIP No. (NYSE)	358029106

Geographical distribution of identified shares



Share capital (as of end of Dec 2016)

Number of shares outstanding	307,221,791
<i>Fresenius SE & Co. KGaA</i>	30.7%
Free float	~64%
Market capitalization	~24 Bn. €

Ratings

Standard & Poor's	BBB- / stable outlook
Moody's	Ba1 / stable outlook
Fitch	BBB- / stable outlook

Management Board

- Rice Powell (Chairman)
- Michael Brosnan (Finance)
- Bill Valle (North America)
- Dr. Olaf Schermeier (Research & Development)
- Kent Wanzek (Production)
- Dominik Wehner (Europe, Middle East, Africa)
- Harry de Wit (Asia-Pacific)

Supervisory Board

- Dr. Gerd Krick (Chairman)
- Dr. Dieter Schenk (Vice Chairman)
- Rolf A. Classon
- William P. Johnston
- Deborah Doyle McWhinney
- Pascale Witz

Financial calendar

Report on the 1 st quarter 2017	May 3, 2017
Annual General Meeting 2017	May 11, 2017
Capital Markets Day	June 8, 2017
Report on the 2 nd quarter 2017	August 1, 2017
Report on the 3 rd quarter 2017	November 2, 2017

Please note that these dates might be subject to changes.

Contacts

Fresenius Medical Care AG & Co. KGaA
Investor Relations & Corporate Communications
Else-Kröner-Str. 1, 61352 Bad Homburg, Germany
Email: ir@fmc-ag.com

Dr. Dominik Heger

SVP & Head of IR & Corp. Communications

P: +49(0)6172-609-2525 F: +49(0)6172-609-2301