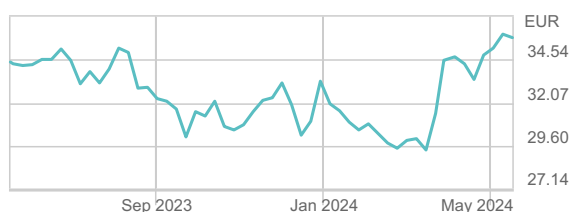


COMPANY PROFILE

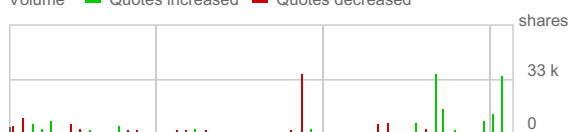
About ZEAL:

ZEAL Network SE, Germany's leading online provider of state-licensed lottery products, is a Hamburg based Group which mainly brokers customers' tickets to the state lottery companies through the brands Lotto24.de and Tipp24.com, for which it receives a commission. The offerings include among others »Lotto 6aus49«, »Spiel 77«, »Super 6«, »EuroJackpot«, »GlücksSpirale«, lotto clubs, »Keno« and the »Deutsche Fernsehlotterie«. Founded in Germany in 1999 as Tipp24 SE, it was initially set up as a lottery broker. In 2005, it was floated on the Frankfurt Stock Exchange (Prime Standard) and became one of the most successful initial public offerings (IPOs) in Germany at the time. In 2009, the Group changed its focus from lottery brokerage to the secondary lottery business. Shortly after this, it moved its registered office to London and was renamed as ZEAL Network SE in November 2014. In May 2019, ZEAL completed the takeover of Lotto24 AG, returned its Tipp24 secondary lottery to the German brokerage business in October 2019 and relocated its registered office back to Germany in the same month.

SHARE CHART




Volume ■ Quotes increased ■ Quotes decreased



FINANCIAL CALENDAR

May 28, 2024	Annual General Meeting
Aug 07, 2024	Publication half-yearly financial report
Nov 06, 2024	Publication quarterly financial report (call-date Q3)

MANAGEMENT BOARD



**Dr. Helmut
Becker**

**Sebastian
Bielski**

Paul Dingwitz

SUPERVISORY BOARD

› Peter Steiner (Chairman)	› Oliver Jaster (Deputy Chairman)
› Thorsten H. Hehl	› Jens Schumann
› Frank Strauß	› Kenneth Chan

STOCK FUNDAMENTALS

ISIN	DE000ZEAL241
WKN	ZEAL24
Share type	Ordinary
Bloomberg Code	TIMA@GR
Reuters Code	TIMGn.DE
Ticker	TIMA
Branch	Media/ Entertainment/ Lottery
Segment	Prime Standard
Last Dividend	3.60 EUR (for 2022)
No. of shares	22,396,070
Market Cap	EUR 801.78 mn
52 week high	36.50 EUR
52 week low	28.20 EUR
Stock exchanges	Frankfurt am Main
Rating	-

SHAREHOLDER STRUCTURE

35.17%	Günther Group
20.15%	Working Capital
4.46%	Marc Peters
3.58%	Jens Schumann
28.88%	Other institutional investors
7.76%	Private Investors
61.52%	Free float (acc. to Deutsche Börse)

ANNUAL FIGURES

	2022	2021	2020
in ths Euro			
Billings	758,425	656,474	652,756
Revenues	105,201	83,334	87,023
Other operating income	2,309	4,610	3,633
Personnel expenses	(18,892)	(19,048)	(21,870)
Other operating expenses	(56,965)	(41,115)	(56,292)
Marketing expenses	(34,126)	(22,359)	(32,183)
Direct cost of operations	(10,652)	(9,579)	(10,840)
Indirect operating expenses	(12,187)	(9,177)	(13,269)
Exchange rate differences	6	(48)	250
EBITDA	31,659	27,734	12,744
Amortisation and depreciation	(8,730)	(8,689)	(11,956)
EBIT	22,928	19,045	5,375
Financial result	72	(2,091)	2,694
Share of loss from associates	(190)	(300)	(213)
Net profit before taxes	22,810	16,654	7,856
Income taxes	(6,238)	(5,251)	37
Net profit	16,572	11,404	7,893
Basic and diluted earnings per share (in €/share)	0.72	0.48	0.37

QUARTERLY FIGURES

	Q3 2023	Q2 2023	Q1 2023	Q3 2022	Q2 2022	Q1 2022	Q3 2021
in Ths Euro							
Revenues	31,183	28,130	26,699	25,075	24,261	25,114	20,536
Other operating income	228	655	200	291	1,553	270	305
Total operating performance	31,411			25,366	25,814	25,384	20,841
Othe operating expenses							
Personnel expenses	-4,824	-5,292	-5,078	-3,655	-6,164	-4,116	-4,236
Amortization/depreciation on intangible assets and property, plant and equipment	-2,109	-2,082	-2,194	-2,216	-1,951		-1,998
Other operating expenses	-17,187	-19,093	-12,516	-16,140	-12,137	-12,354	-9,533
Marketing expenses	-10,670	-13,020	-7,001	-10,155	-6,657	-7,284	-4,854
Direct operating expenses	-3,160	-2,679	-2,730	-2,716	-2,502	-2,479	-2,335
Indirect operating expenses	-3,357	-3,394	-2,784	-3,269	-2,978	-2,591	-2,344
Result from operating activities (EBIT)	7,295	2,216	7,126	3,330	5,354	6,792	4,795
Income from financial activities	64	137		138	766		-1,180
Financial result	-399	-288	-293	-66	357	-158	-1,320
Net profit/loss before taxes	-6,870	1,967	6,795	3,238	5,657	6,591	3,374
Income taxes	-2,362	-755	-2,421	-528	-1,232	-1,584	-1,707
Net profit	4,507	1,212	4,374	2,710	4,426	5,007	1,668
Earnings per share (diluted and undiluted, in EUR/share)	0.20	0.05	0.20	0.11	0.19	0.22	0.07

ZEAL Network SE

Straßenbahnring 11
20251 Hamburg
Germany

Tel.: +49 (0)40 809036065
Fax: +49 (0)40 822239-77
office@zealnetwork.de
www.zealnetwork.de

Contact Investor Relations

Frank Hoffmann

Tel: +49 (0)40 809036042
frank.hoffmann@zealnetwork.de
Fax: +49 (0)40 822239-77