

COMPANY PROFILE

The internationally operating, listed PNE Group is included in the SDAX as well as the TecDAX. For more than 25 years, it has been one of the most experienced project developers in the field of onshore and offshore wind farms. The focus is on the development of wind power and photovoltaic projects worldwide as well as on electricity generation with its own wind farms. Its portfolio covers all project planning phases, from site investigation and the implementation of the approval procedures, through financing and construction, to operation and repowering. As a clean energy solutions provider, the PNE Group also offers services for the entire life cycle of wind farms and photovoltaic plants. The PNE Group is a sought-after partner to industry for solutions for the refinement of electricity via power-to-X technologies.

MANAGEMENT BOARD



Per Hornung Pedersen
Chief Executive Officer



Harald Wilbert
Chief Financial Officer

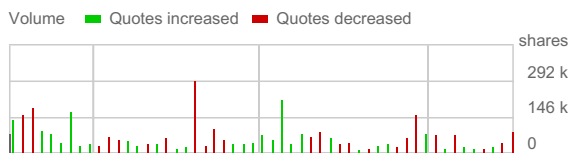
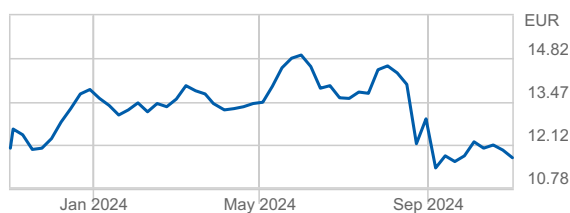


Roland Stanze
Chief Operating Officer

SUPERVISORY BOARD

- › **Marc van't Noordende** (Chairman)
- › **Christoph Oppenauer**
- › **Alberto Donzelli**
- › **Dr. Susanna Zapreva**
- › **Marcel Egger**
- › **Roberta Benedetti**

SHARE CHART



STOCK FUNDAMENTALS

ISIN	DE000A0JBPG2
WKN	AOJBPG
Share type	Registered shares
Bloomberg Code	PNE3
Reuters Code	PNEGn
Ticker	PNE3
Branch	Renewable Energy
Index	SDAX, CDAX, MSCI Small Cap Index
Segment	Prime Standard
Last Dividend	EUR 0.08 (0.04 dividend and 0.04 special dividend) (for 2023)
No. of shares	76.603.334
Market Cap	EUR 896.26 mn
52 week high	15.10 EUR
52 week low	10.62 EUR
Stock exchanges	XETRA, Berlin, Frankfurt, Düsseldorf, Hamburg, München, Stuttgart
Designated Sponsors	Baader Bank, ODDO BHF

FINANCIAL CALENDAR

Date	Event	Location
Nov 07, 2024	Publication quarterly statement (call-date Q3)	
Nov 25, 2024	Analysts' Conference	

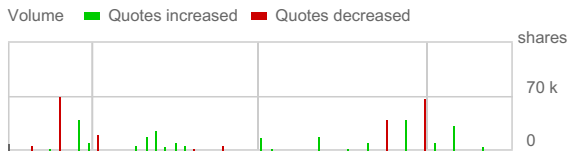
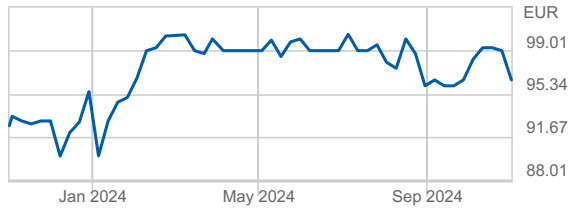
ANNUAL FIGURES

	2023	2022	2021	2019	2019
in million EUR					
Key figures on the consolidated statement of income:					
Total aggregate output	267.8	243.3	252.0	171,7*	171,7*
Revenues	121.5	126.2	117.7	132.8	132.8
Earnings before interest, taxes, depreciation and amortization (EBITDA)	39.9	35.4	32.7	26.3	28.7
Earnings before interest and taxes (EBIT)	5.7	6.2	9.3	16,1*	16,1*
Earnings before taxes (EBT)	-8.6	23.9	3.0	5,8*	5,8*
Net income	-9.6	14.9	25.1	-0,8*	-0,8*
Earnings per share (EUR)	-0.13	0.20	0.33	-0,01*	-0,01*
Number of shares (million)	76.3	76.3	76.3	74.8	74.8
Key figures on the Consolidated Balance Sheet:					
Balance sheet total	1101.7	920.3	827.0	550,0*	550,0*
Intangible assets	64.9	64.9	64.0	64.7	64.7
Property, plant and equipment	398.4	353.7	273.5	174.1	174.1
Current assets	450.1	334.9	363.5	250,4*	250,4*
Cash and cash equivalents	90.4	121.6	149.6	111.9	111.9
Long term liabilities	730.7	547.7	495.2	230,5*	230,5*
Current liabilities	136.9	101.5	77.4	84.9	84.9
Equity	208.1	232.2	221.8	205,1*	205,1*
Equity ratio ¹	18,9%	25,2%	26,8%	37,3%*	37,3%*
Employees	632	544	491	427	427

* Figures of previous years adjusted. We refer to chapter "2. Retrospective adjustments in accordance with IAS 8.43" in the combined management and Group management report

¹ (Equity/Balance sheet total)

BOND 22/27 CHART



FUNDAMENTALS OF BOND 22/27

ISIN	DE000A30VJW3
WKN	A30VJW
Volume	55,000,000 EUR
Coupon	5% p.a.
Nominal amount	1,000 EUR
Segment	Open market
Stock exchanges	Frankfurt

PNE AG

Peter-Henlein-Straße 2-4
27472 Cuxhaven
Deutschland

<http://www.pne-ag.com>

Contact Investor Relations

Investor Relations

Peter-Henlein-Straße 2-4
27427 Cuxhaven
Deutschland

Phone: +49 (0) 40-879331-14
E-Mail: investor.relations@pne-ag.com