


FACT SHEET



COMPANY PROFILE

With a fleet of 250 modern container ships and a total transport capacity of 1.8 million TEU, Hapag-Lloyd is one of the world's leading liner shipping companies. The Company has around 13,400 employees and 394 offices in 130 countries. Hapag-Lloyd has a container capacity of approximately 2.8 million TEU – including one of the largest and most modern fleets of reefer containers. A total of 121 liner services worldwide ensure fast and reliable connections between more than 600 ports on all the continents. Hapag-Lloyd is one of the leading operators in the Transatlantic, Middle East, Latin America and Intra-America trades.

MANAGEMENT BOARD



Rolf Habben Jansen
CEO

Mark Frese
CFO

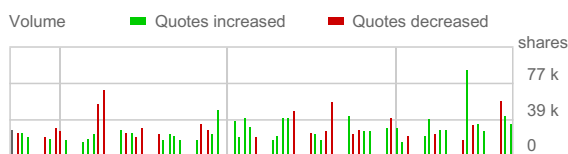
Dr. Maximilian Rothkopf
COO

Joachim Schlotfeldt
CPO

SUPERVISORY BOARD

- > Michael Behrendt
- > Oscar Eduardo Hasbún Martínez
- > Turqi Abdulrahman A. Alnowaiser
- > Nicola Gehrt
- > Annabell Kröger
- > Sabine Nieswand
- > José Francisco Pérez Mackenna
- > Svea Stawars
- > Klaus Schroeter
- > Felix Albrecht
- > H.E. Sheikh Ali bin Jassim Al-Thani
- > Karl Gernandt
- > Arnold Lipinski
- > Dr. Isabella Niklas
- > Maya Schwiengershausen-Güth
- > Uwe Zimmermann

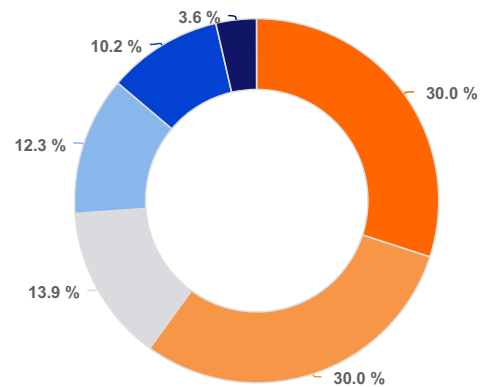
SHARE CHART



FINANCIAL CALENDAR

Nov 12, 2021 Publication of Quarterly Financial Report 9M 2021

SHAREHOLDER STRUCTURE



- Kühne Maritime GmbH / Kühne Holding AG
- CSAV Germany Container Holding GmbH
- HGV Hamburger Gesellschaft für Vermögens- und Beteiligungsmanagement mbH
- Qatar Holding Germany GmbH
- The Public Investment Fund on behalf of the Kingdom of Saudi Arabia
- Free float *

Percentages have been rounded

* The free float includes institutional shareholders with a shareholding of less than 5%
Status 30 June 2021

STOCK FUNDAMENTALS

ISIN	DE000HLAG475
WKN	HLAG47
Share type	Ordinary registered shares
Bloomberg Code	HLAG@GR
Ticker	HLAG
Branch	Container shipping
Last Dividend	EUR 3.50 (for 2020)
No. of shares	175,760,293
Market Cap	EUR 39.48 bn
52 week high	235.60 EUR
52 week low	40.90 EUR
Stock exchanges	Xetra, Frankfurt, Hamburg
Rating	BB / Stable (S&P); Ba2 / Stable (Moody's)
ISIN	DE000HLAG475
WKN	HLAG47
Share type	Ordinary registered shares
Bloomberg Code	HLAG@GR
Ticker	HLAG
Branch	Container shipping
Last Dividend	EUR 1.10 (for 2019)
No. of shares	175,760,293
Market Cap	-
52 week high	-
52 week low	-



KEY FIGURES

		Q2 2021	Q2 2020	% change	H1 2021	H1 2020	% change
KEY OPERATING FIGURES							
Total vessels, of which		250	239	5%	250	239	5%
own vessels ¹⁾		116	112	4%	116	112	4%
chartered vessels		134	127	6%	134	127	6%
Aggregate capacity of vessels	TTEU	1,761	1,736	1%	1,761	1,736	1%
Aggregate container capacity	TTEU	2,822	2,621	8%	2,822	2,621	8%
Bunker price (combined MFO / MDO / LNG, average for the period) ²⁾³⁾⁴⁾	USD/t	458	360	27%	421	448	-6%
Freight rate (average for the period)	USD/TEU	1,714	1,114	54%	1,612	1,104	46%
Transport volume	TTEU	3,029	2,701	12%	6,004	5,755	4%
Revenue	million USD	5,648	3,321	70%	10,551	7,005	51%
Transport expenses	million USD	-2,999	-2,295	31%	-5,736	-5,210	10%
EBITDA	million USD	2,330	770	203%	4,240	1,287	229%
EBIT	million USD	1,948	387	403%	3,487	563	519%
Group profit / loss	million USD	1,833	287	539%	3,284	314	944%
Cash flow from operating activities	million USD	2,268	910	149%	3,915	1,329	194%
Investment in property, plant and equipment ⁵⁾	million USD	1,106	542	104%	1,617	806	101%
KEY RETURN FIGURES							
EBITDA margin (EBITDA / revenue)		41.3%	23.2%	18.1 ppt	40.2%	18.4%	21.8 ppt
EBIT margin (EBIT / revenue)		34.5%	11.7%	22.8 ppt	33.1%	8.0%	25.0 ppt

		30.06.2021	31.12.2020	% change
KEY BALANCE SHEET FIGURES				
Balance sheet total	million USD	21,899	18,640	17%
Equity	million USD	10,806	8,253	31%
Equity ratio (equity / balance sheet total)		49.3%	44.3%	5.1 ppt
Borrowed capital	million USD	11,093	10,387	7%
KEY FINANCIAL FIGURES				
Financial debt	million USD	6,296	6,305	0%
Cash and cash equivalents	million USD	2,392	836	186%
Net debt (financial debt - cash and cash equivalents)	million USD	3,905	5,469	-29%
Gearing (net debt / equity)		36.1%	66.3%	-30.1 ppt
Liquidity reserve	million USD	2,977	1,421	109%
NUMBER OF EMPLOYEES				
Employees at sea		2,089	2,109	-1%
Employees on land		11,315	10,912	4%
Hapag-Lloyd total		13,404	13,021	3%

1) Including lease agreements with purchase option/obligation at maturity 2) MFO = Marine Fuel Oil 3) MDO = Marine Diesel Oil 4) LNG = Liquefied Natural Gas 5) As of 2019, investments in property, plant and equipment include additions to the Rights of Use according to IFRS 16

Hapag-Lloyd AG

Ballindamm 25
20095 Hamburg
Deutschland

ir@hlag.com
www.hapag-lloyd.com

Contact Investor Relations

Heiko Hoffmann
Senior Director Investor Relations
Tel +49 40 3001-2896