

## Company profile

Based on state-of-the-art infrastructure, EVN provides its home market with electricity, natural gas, heat, drinking water and wastewater treatment, waste incineration and related services from a single supplier. Furthermore, the company operates cable TV and telecommunications networks and offers various energy services for private and business customers as well as municipalities as part of its portfolio.

The energy business abroad includes retailing electricity in Germany, Bulgaria and Macedonia, and natural gas in Croatia. Additionally energy business includes electricity production in Macedonia, Bulgaria, Albania and Germany. Further business activities EVN pursues are the production and retail of heat in Bulgaria, the procurement of electricity, natural gas and other primary energy sources, and the trade of electricity and gas on wholesale markets.

Based on the acquisition of a German environmental services group in 2003, EVN significantly expanded its product portfolio and geographical outreach. It managed to build up and integrate a second strategic pillar of its business operations, the Environmental Services segment. EVN boasts extensive expertise in the planning and construction of drinking water supply, wastewater treatment, desalination, thermal waste and sludge utilisation plants with the experience of 100 environmental projects carried out in its markets.

Nearly 4.8m customers placed their trust in the safe and reliable energy and environmental products and services offered by EVN during the 2019/20 financial year. In addition to the customers supplied directly by EVN, the plants built by EVN's environmental services business provide drinking water supplies, wastewater disposal and thermal waste utilisation for customers in various European countries.

In total, EVN is currently active in 14 countries. The share of Group revenue generated outside Austria amounted to 51.4% during the 2019/20 financial year (previous year: 44.4%).

## Regional coverage in the energy business

	Electricity grid	Natural gas grid	Electricity supply	Natural gas supply	Heat supply	Hydropower	Windpower	Photovoltaics	Biomass	Thermal power
Austria	●	●	●	●	●	●	●	●	●	●
Bulgaria	●		●		●		●	●		●
Macedonia	●		●			●				
Croatia		●		●						
Germany			●	●		● <sup>1)</sup>				● <sup>2)</sup>
Albania						● <sup>3)</sup>				

1) EVN share: 13%

2) EVN share: 49%

3) EVN share: 50%

## Management board

**Stefan Szyszkowitz**

Spokesman of the Executive Board

**Franz Mittermayer**

Member of the Executive Board

## Financial calendar

<b>27 May 2021</b>	Results HY. 2020/21
<b>26 August 2021</b>	Results Q. 1 - 3 2020/21
<b>16 December 2021</b>	Annual results 2020/21

1) Subject to the appropriate legal framework

## Stock fundamentals

<b>ISIN</b>	AT0000741053	<b>WKN</b>	878279
<b>Share type</b>	Ordinary	<b>Bloomberg</b>	EVN@GR
<b>Reuters</b>	EVNV.VI	<b>Ticker</b>	EVN
<b>Branch</b>	Energy	<b>Index</b>	ATX
<b>No. of shares</b>	179,878,402	<b>Market Cap</b>	EUR 3.16 bn
<b>52 week high</b>	21.95 EUR	<b>52 week low</b>	11.00 EUR
<b>Stock exchanges</b>	Vienna Stock Exchange		

## International project business for environmental services

> Ten projects currently under planning and construction (Germany, Poland, Lithuania, Romania, Croatia, Bahrain and Kuwait)

> Three projects currently under planning for construction of thermal sewage sludge utilisation plants

> Ongoing operation of two drinking water supply plants in Germany

> Ongoing operation of 22 wastewater disposal plants in Germany, Croatia, Slovenia, Kuwait and Cyprus

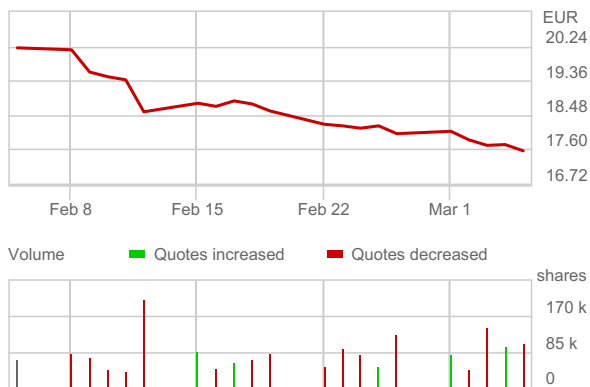
(As of September 2020)

## Contact Investor Relations

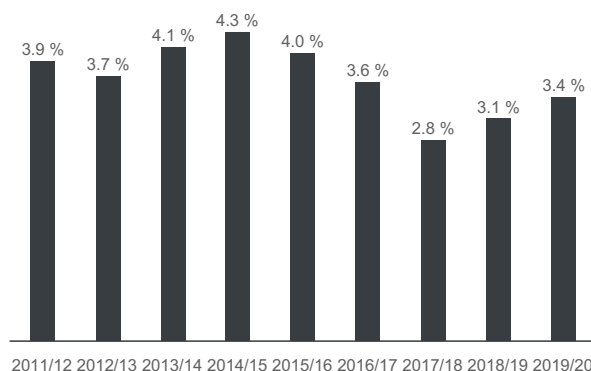
**Mag. Gerald Reidinger**  
Head of Controlling and  
Investor Relations

Tel.: +43 2236 200-12698  
investor.relations@evn.at  
www.evn.at

## Share chart



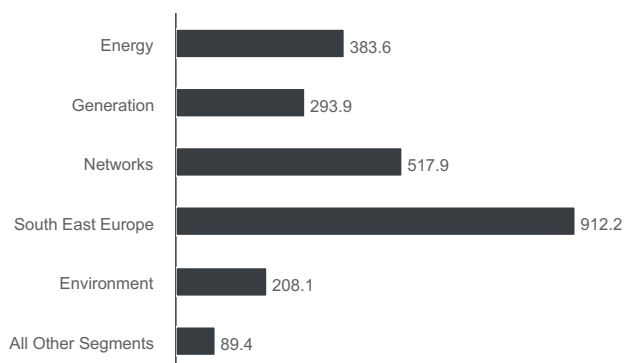
## Dividend yield



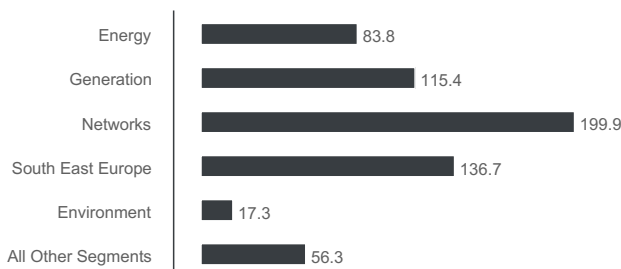
## Annual Figures

Key figures	2019/20	2017/18
EURm, %		
<b>Consolidated statement of operations</b>		
Revenue	2,107.5	2,204.0
EBITDA	590.4	631.7
EBITDA margin	28.0%	28.7%
Results from operating activities (EBIT)	273.1	403.5
EBIT margin	13.0%	18.3%
Group net result	199.8	302.4
<b>Consolidated cash flow and investments</b>		
Net cash flow from operating activities	412.0	429.7
Investments <sup>1)</sup>	367.9	391.4
<b>Consolidated statement of financial position</b>		
Balance sheet total	8,365.7	8,188.6
Equity	4,543.3	4,552.1
Equity ratio	54.3%	55.6%
Net debt	1,037.7	999.5
Gearing	22.8%	22.0%
Return on Equity (ROE)	5.0%	7.6%
<b>Value added</b>		
Net operating profit after tax (NOPAT)	274.6	216.3
Capital Employed <sup>2)</sup>	4,405.7	4,135.4
Operating ROCE	6.2%	5.2%
Weighted Average Cost of Capital (WACC)	5.5%	6.3%
Economic Value Added (EVA®)	32.3	-42.1
<b>Aktie</b>		
Dividend	0.49	0.47 + 0.03 <sup>3)</sup>
1) In intangible assets and property, plant and equipment 2) Average adjusted capital employed 3) Bonus dividend of EUR 0.03 per share		
<b>Rating</b>		
Moody's	A1, stable	A1, stable
Standard & Poor's	A, negative	A, stable

## Sales by segment (2019/20)



## EBITDA by segment (2019/20)



## Shareholder structure

