

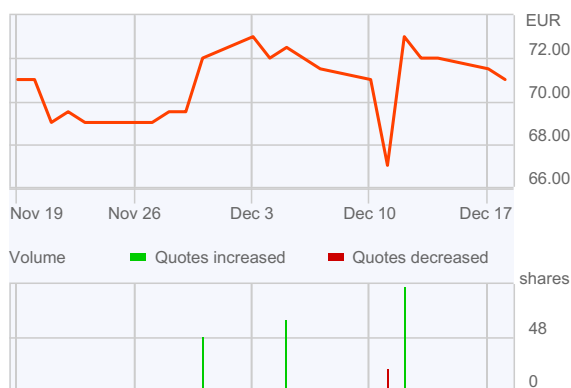
COMPANY PROFILE

EQS Group is a leading international technology provider for Investor Relations, Corporate Communications, and Corporate Compliance. More than 8,000 companies worldwide use EQS Group's offerings to fulfill complex national and international disclosure obligations, to minimize risk, and to reach stakeholders.

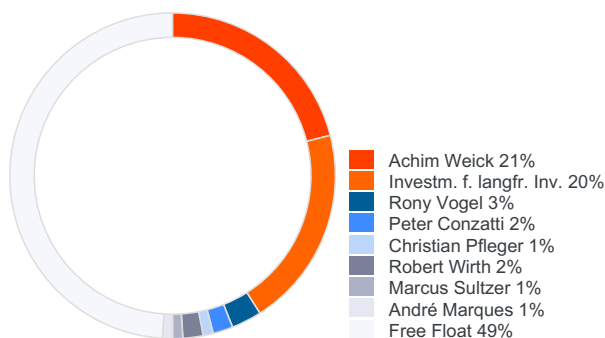
EQS Group is a digital single-source provider for global teams. EQS Group's products and services include a global newswire, regulatory news distribution, investor targeting and contact management, and insider list management. These are integrated within a cloud-based platform, the EQS COCKPIT, to streamline the workflows of Investor Relations, Communications, and Compliance professionals. The Group also offers an innovative whistleblowing and case management software, IR website services, digital reports, and webcasting solutions.

EQS Group was founded in 2000 in Munich, Germany. Today, the group employs over 400 professionals around the globe and has offices in the world's key financial markets.

SHARE CHART



SHAREHOLDER STRUCTURE



BUSINESS FIELDS

- > Regulatory Information & News
- > Distribution & Media
- > Reports & Webcasts
- > Websites & Platforms

PRODUCTS

- > COCKPIT
- > INSIDER MANAGER
- > IR Websites & Tools
- > Webcasts

MANAGEMENT BOARD



Achim Weick
CEO

Christian Pflieger
COO

André Silverio Marques
CFO

Marcus Sultzer
CRO

SUPERVISORY BOARD

> Rony Vogel (C)

> Peter Conzatti

> Robert Wirth

> Laurenz Nienaber

STOCK FUNDAMENTALS

ISIN	DE0005494165
WKN	549416
Share type	Ordinary
Reuters Code	EQSn.DE
Ticker	EQS
Industry	RegTech
Segment	Scale
Last Dividend	0.75 Euro (for 2016)
No. of shares	1,434,978
Capital stock	1,434,978 EUR
Market Cap	EUR 101.88 mn
52 week high	84.50 EUR
52 week low	62.00 EUR
Stock exchanges	Frankfurt, Munich (m:access)
Foundation:	February 3rd, 2000
Fiscal year-end:	December 31st
Accounting Standard:	IFRS (since Q1 2007)
Specialist:	MWB WP-Handelsbank AG
Designated Sponsor & Capital Market Partner:	Baader Bank AG

FINANCIAL CALENDAR

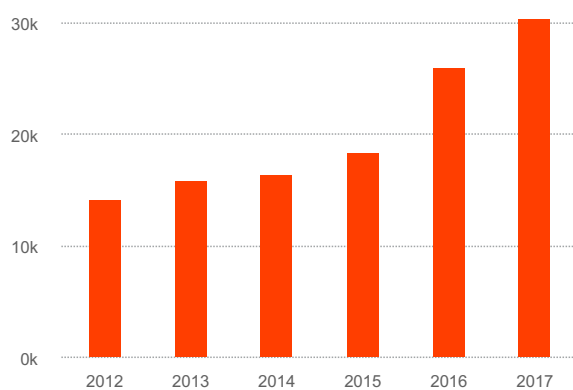
Apr 12, 2019	Publication annual report
May 17, 2019	Publication quarterly statement (call-date Q1)
May 17, 2019	Annual General Meeting
Aug 16, 2019	Publication half-yearly financial statements
Nov 15, 2019	Publication Quarterly Statement Q3

ANNUAL FIGURES

	Group 2017	Group 2016	Group 2015	Group 2014	Group 2013
in THOUSAND EUROS (IFRS)					
Profit Data					
Sales Revenue	30,355	26,061	18,377	16,390	15,829
Overall Performance	33,066	26,934	18,933	16,836	15,950
Purchased Services	5,717	4,144	2,872	2,742	3,524
Personnel Costs	17,004	12,897	8,463	7,083	5,945
Depreciation	2,004	1,512	853	629	434
Other Operational Expenses	7,995	5,719	4,381	3,562	2,769
Non-IFRS (from 2013) EBIT	1,113	3,281	2,983	3,311	3,418
EBIT	346	2,663	2,364	2,820	3,278
Group Earnings	(574)	814	1,115	1,841	2,182
Balance Sheet Data					
Intangible Assets	26,662	26,314	17,360	15,827	10,524
Tangible Assets	2,048	2,140	1,356	750	486
Financial Assets	5,125	0	2,131	2,088	2,103
Other Long-Term Receivables	998	1,246	1,050	385	403
Other assets	74	9	4	56	18
Deferred Tax Assets	6	679	386	278	124
Accounts receivables	4,297	3,908	2,794	2,732	2,676
Other Current Assets	595	553	316	437	234
Securities	0	0	0	0	0
Cash & Cash Equivalents	6,374	6,610	3,607	1,370	2,980
Equity	29,363	25,224	17,129	15,870	15,369
Balance Sheet Total	47,449	42,403	29,259	24,133	19,714
Equity Share	62%	59%	59%	66%	78%

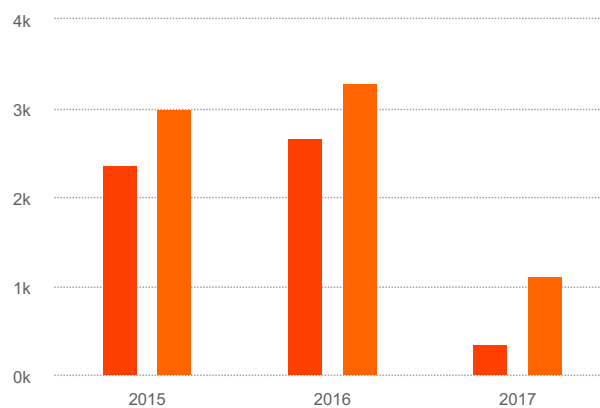
DEVELOPMENT OF SALES 2012 - 2017

in THOUSAND EUROS (IFRS)



EBIT, NON-IFRS EBIT 2015 - 2017

in THOUSAND EUROS / EUROS (IFRS)



QUARTERLY FIGURES

in THOUSAND EUROS (IFRS)	Q1-Q3 2018	Q1-Q3 2017	Q1-Q3 2016
Profit Data			
Sales Revenue	25,898	22,029	18,018
Overall Performance	29,010	24,062	18,405
Material Costs	5,465	1,845	2,895
Personnel Costs	16,731	12,472	8,994
Depreciation	1,703	1,476	984
Other Operational Expenses	7,487	5,593	4,012
Non-IFRS EBIT (from 2014)	(672)	983	1,970
EBIT	(2,375)	464	1,520
Group Earnings	(2,287)	(703)	(107)
Balance Sheet Data	30.09.2018	30.09.2017	30.09.2016
Intangible Assets	35,702	26,549	25,151
Tangible Assets	2,198	2,088	4,526
Financial Assets	0	3,300	0
Other financial Assets	3,373	3,390	4,162
Cash & Cash Equivalents	1,286	273	352
Equity	25,631	22,432	18,846
Balance Sheet Total	49,664	39,172	37,625
Equity Share	51.6%	57.3%	50.1%

EQS Group AG

EQS Group AG
Karlstraße 47
80333 Munich
Germany

Tel.: +49 (0)89 210298-0
Fax: +49 (0)89 210298-49
info@eqs.com
http://www.eqs.com

Contact Investor Relations

André Silvério Marques
-Investor Relations-
Tel.: +49 (0)89 / 21 02 98 - 33
Fax: +49 (0)89 / 21 02 98 - 49

ir@eqs.com