

# CR Capital AG

Germany / Investment Holding  
 Primary exchange: Frankfurt  
 Bloomberg: CRZK GR  
 ISIN: DE000A2GS625

Business update  
 & 2022 results

**RATING**  
**PRICE TARGET**  
 Return Potential  
 Risk Rating

**BUY**  
**€ 50.00**  
 55.3%  
 High

## DRIVING THE GREENING OF GERMANY'S HOUSING INDUSTRY

Full year reporting further burnished CR Capital's credentials as a green company builder. Net income tallied €64m in 2022 marking another year of double digit bottom line growth (+15%). The investment portfolio continues to take shape with the ramp up of Solartec operations, while Terrabau's green homebuilding activities have remained highly resilient in the property sector dislocation. Near-term prospects for the holdings are excellent, thanks to a 600 unit townhome pipeline, no debt worries, and a thriving PV sector prodded by policy maker commitments. We remain Buy-rated on CR Capital with a €50 TP (old: €53).

**Where things stand so far in 2023** Homebuilding has a sharpened green tinge with a full pipeline well populated with affordable town homes that meet the highest energy efficiency standards (KfW-40 QNG PLUS). Solartec (80% CRC stake), a system integrator of solar rigs for residential and commercial buildings, is ramping up operations and expects to generate a €5.6m topline and EBIT of €3.6m during the current fiscal year. Now Terrabau and Solartec are joining forces for new developments that will harness their mutual strengths. A self-sufficient living community with ~100 condos powered by rooftop PV and a nearby solar park is in the early planning stages. A 6 GWh Agri-PV plant is also in the hopper. Pending AGM approval this summer, CR Capital will rebrand under the name CR Energy AG to better reflect the company's foray into clean technologies, and the company will again propose a €2.5 per share dividend to the AGM.

**Driving the greening of Germany's housing industry** We continue to like CRC for its resilient affordable home building business that is emerging as a winner in a fiendishly challenging property sector (overleaf). Plus, a timely entry into the robust solar industry, which lawmakers are leaning on to achieve Germany's carbon neutrality targets, promises growth, quality earnings and synergies. Another solid earnings report underscores confidence in our outlook and target price. (p.t.o.)

### FINANCIAL HISTORY & PROJECTIONS

	2019	2020	2021	2022	2023E	2024E
Investment rev. (€m)	95.64	64.53	69.86	79.41	82.15	91.85
Y/Y growth	n.a.	-32.5%	8.2%	13.7%	3.5%	11.8%
EBIT (€m)	91.23	51.19	66.44	76.26	78.91	88.56
EBIT margin	95.4%	79.3%	95.1%	96.0%	96.1%	96.4%
Net income (€m)	92.47	51.27	65.39	75.31	77.73	87.23
EPS (diluted) (€)	24.69	13.65	17.11	18.06	17.17	19.27
DPS (€)	1.50	1.50	2.50	2.50	2.70	2.90
NAVPS (€)	33.30	47.50	59.44	69.43	84.30	100.87
Net gearing	4.7%	-0.5%	-0.6%	-5.1%	-6.1%	-6.8%
Liquid assets (€m)	1.07	0.84	1.49	16.03	23.37	31.20

### RISKS

Risks include but are not limited to: increasing competition, the company's focus on the residential market in Berlin, and the loss of key personnel.

### COMPANY PROFILE

CR Capital is a Berlin-based investment holding focused on growth opportunities in the sustainable technology, private equity, and residential property development sectors in order to positively impact key social issues such as climate change, pension planning, and affordable housing. The company is listed on the Open Market of the Frankfurt Stock Exchange.

### MARKET DATA

As of 05 Jul 2023

Closing Price € 32.20  
 Shares outstanding 4.53m  
 Market Capitalisation € 145.74m  
 52-week Range € 19.90 / 33.80  
 Avg. Volume (12 Months) 1,122

Multiples	2022	2023E	2024E
P/NAV	0.5	0.4	0.3
EV/Sales	1.7	1.6	1.5
EV/EBIT	1.7	1.7	1.5
Div. Yield	7.8%	8.4%	9.0%

### STOCK OVERVIEW



### COMPANY DATA

As of 31 Dec 2022

Liquid Assets € 16.03m  
 Current Assets € 16.55m  
 Financial Assets € 305.16m  
 Total Assets € 321.89m  
 Current Liabilities € 4.34m  
 Shareholders' Equity € 314.23m

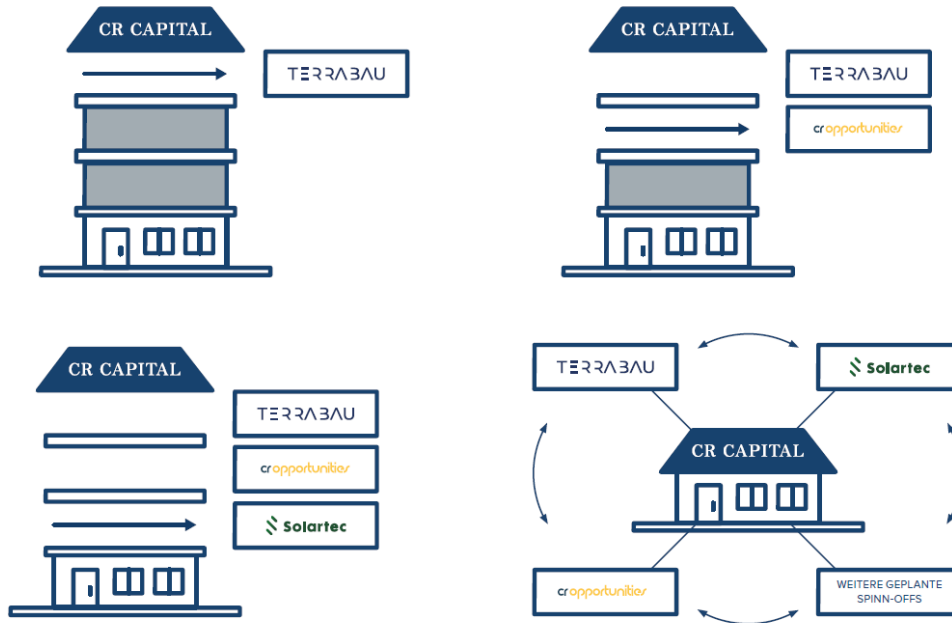
### SHAREHOLDERS

MPH Group 59.0%  
 Free Float 41.0%

## THE EVOLVING CR CAPITAL

Over the past three years, CRC has evolved away from its roots as a pure-play property developer into an investment entity that has diversified into sustainable technologies that play off of each other. The investment holding plans to rebrand under the name CR Energy AG this summer to better align with its sustainability focus.

Figure 1: Evolution of a clean-tech portfolio



Source: First Berlin Equity Research; CR Capital AG

Figure 2: Sustainability rated “Very good” by imug consultancy in May 2022



Source: imug Beratungsgesellschaft

## UPDATE ON SOLARTEC

Last year, CR Capital took an 80% stake in Solartec GmbH. The company designs and installs climate-neutral energy systems, which will ultimately (~2025) combine rooftop solar PV rigs with hydrogen technology for year-round electrification of private homes (see note of 7 June 2022).

Solartec wants to expand beyond rooftop solar systems into large scale PV power plants with a particular eye on agrisolar, which is the simultaneous use of areas of farmland for both solar photovoltaic power generation and agriculture. Although still in the early stages, agrivoltaics is a promising workaround to solve the increasing competition for fertile farmland between the agriculture and energy sectors. Solartec is in the early planning stages for a 6 GWh Agri-PV power plant.

**Figure 3: Solving scarcity of farmable dirt with agrophotovoltaics**



Source: *AgroSolar Europe*

These projects will also allow Solartec to address institutional demand. With politicians straining to make Germany carbon neutral, prospects for a long-tailed solar boom are excellent (figure 5 overleaf). Institutional investors have been gobbling up attractive properties and renewable energy installations for years to capture yields. Now Solartec and Terrabau will team up to package both products for institutional investors

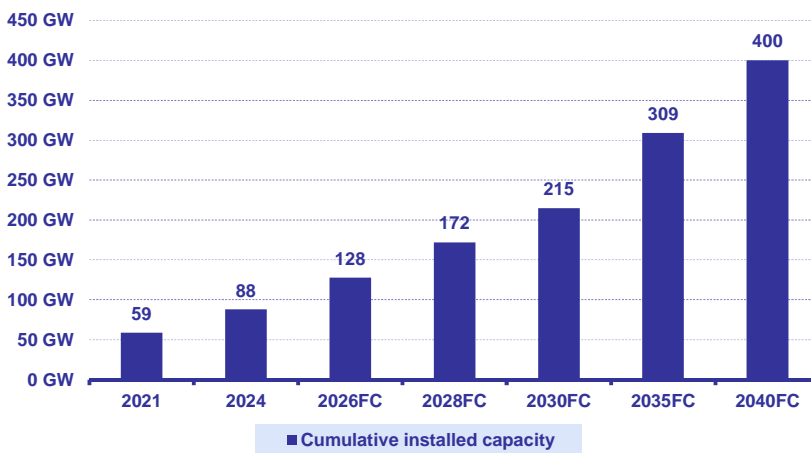
**Figure 4: Self-sufficient with clean energy**



Source: CR Capital AG

An energy self-sufficient housing community is also on the drawing board (figure 4). The project envisions roughly 100 condos outfitted with rooftop PV and powered by a nearby solar car port paired with hydrogen technology for year-round clean electrification.

**Figure 5: Cumulative German installed solar PV to hit EEG targets**



Source: First Berlin Equity Research; Bundesnetzagentur

**Much more solar needed** According to Germany's Federal Network Agency (*Bundesnetzagentur*), there were roughly 64 gigawatts of solar PV installed across Germany by YE22, while the Bundesverband Solarwirtschaft (BSW) says there are about 4.5m rooftop solar rigs in operation with one in three homeowners likewise planning a PV system over the next three years.

But this is just the start. The Renewable Energy Act (EEG) now calls for 215 GW of cumulative PV capacity by YE30 and 400 GW by YE40, which translates into an additional 22 GW of new capacity p.a. by 2026 (figure 5).



## TERRABAU'S PROSPECTS

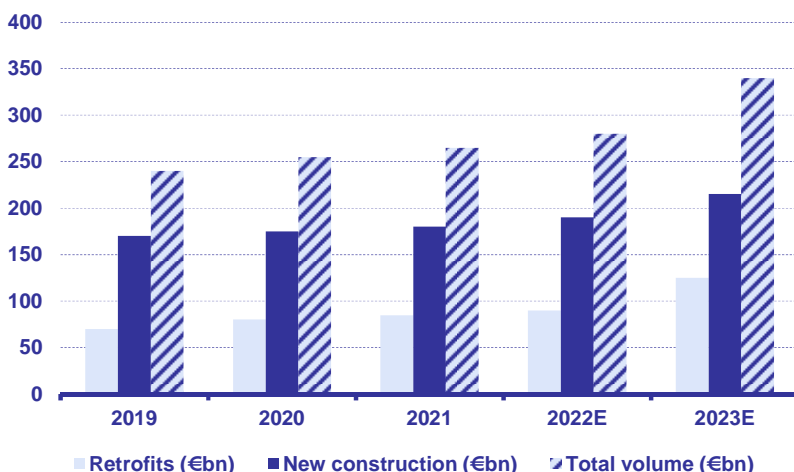
**The perfect storm. . .** The property sector has turned into a hellish dumpster fire for many landlords, project developers, and investors over the last year. Stock markets are pricing in an office sector apocalypse, and transactions for residential and commercial have ground to a halt. Most alarmingly, the sector suffers from a debt hangover after an extended cycle of supercharged growth. Many large landlords are saddled with large, maturing debt loads and are staring at eye-watering interest payments after rapid fire rate hikes. The picture is similar for property developers. The double whammy of soaring construction borrowing costs and material inflation is wrecking project economics.

**. . . but Terrabau's activities remain remarkably resilient** We do not expect the headaches currently hurting the property sector to hamper Terrabau's home construction business. The company now operates as a general contractor and has run its business debt-free since 2019, thanks to its ability to self-finance projects. Plus, it has already secured all needed materials and hands for the upcoming projects through next year. Rates for sub-contractors and labour are also locked in.

We recently sat down with CRC brass, and they noted that the home builder is in an excellent position to capitalise on Germany's housing shortage. Terrabau currently has: (1) a 50k m<sup>2</sup> pipeline in Leipzig and the Berlin exurbs; (2) capacity to realise 330 to 500 units p.a. to target up to 60k m<sup>2</sup> per annum; and (3) a healthy acquisition pipeline for similar projects. Further, strong cash flows mean they have a full war chest to negotiate favourable deals with a number of recently enfeebled developers now looking to exit early-stage projects at a discount in order to deleverage.

**German housing building deficit nearing a 20 year high** Against this challenging backdrop, Germany still suffers from an acute shortage of flats with grim prospects for closing the demand supply gap over the near term. In their recent joint study, research institutes Pestel and ARGE said Germany's flat shortage will hit 700k units by YE23.

**Figure 6: Current construction plans won't close the gap**



Source: DIW; BBSR; BauInfoConsult



**Figure 7: Ample projects in the Berlin exurbs**



Source: First Berlin Equity Research; CR Capital AG

The German capital is bursting at the seams and urbanites are increasingly looking to the outskirts for adequate living space. After Terrabau completes its Schkeuditz project in Leipzig towards YE23, we expect the company to focus on the ample opportunities around Berlin, where it has had boots on the ground for years and can best leverage its local networks and expertise.

**Tackling Germany's aging residential stock** The EU is straining to become carbon neutral and now wants all residential properties to be rated "energy class D" by 2033. Wohnungswirtschaft (GdW), Germany's top housing association, reckons Germany will need to retrofit some 45% of its residential stock by then (~8m obsolete flats). We believe CRC's green construction expertise can be marshalled to help tackle this massive undertaking—the estimated value of which is €3.6tn to €4.4tn.

**Figure 8: Ludwigsfelde building project**



Source: First Berlin Equity Research; CR Capital AG

## CR OPPORTUNITIES UPDATE

The third portfolio company, CR Opportunities, helped pioneer the democratisation of private equity in Germany and plays a key role as an anchor investor for projects orchestrated by the sister holdings, Terrabau and Solartec. The asset manager also has a new fund in the works and expects revenue north of €13m with EBIT of €12.6m this fiscal year (2022/23E).

Having successfully placed an €8m bond with a 9.5% coupon and equity kicker, CRO is shifting its focus towards European Long-Term Investment Funds. ELTIFs are a new fund category launched by the EU in 2015 and are specifically designed for infrastructure investments. These financial instruments are issued as closed-end funds and are authorized for sale to professional—insurers and pension funds—as well as private investors.

**Figure 9: Greening Germany's housing industry**



Source: First Berlin Equity Research; CR Capital AG



## FULL YEAR RESULTS BREAKDOWN

Table 1: 2022 results vs FBe and prior year

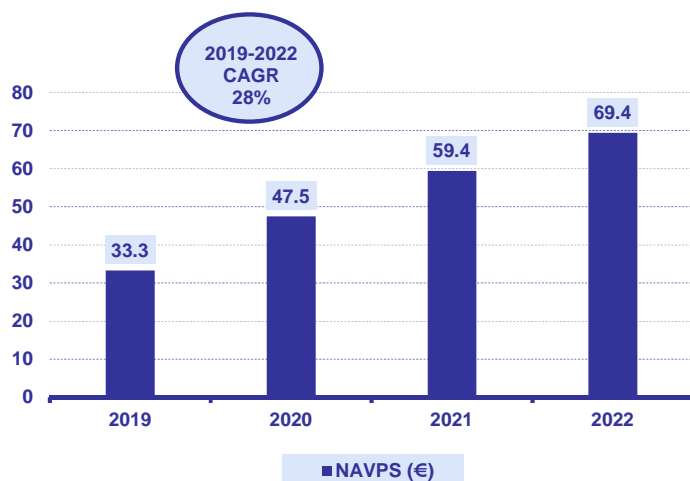
All figures in EUR '000	2022	2022E	Variance	2021	Variance
Investment revenue	79,407	79,372	0.0%	69,856	13.7%
EBITDA	76,302	75,870	0.6%	66,488	14.8%
Margin (%)	96%	96%	-	95%	-
Net income	75,305	74,697	0.8%	65,391	15.2%
EPS diluted (€)	18.1	17.9	1.1%	17.1	5.8%

Source: First Berlin Equity Research; CR Capital AG

**Homebuilding still butters CRC's bread** Full year results showcased the performance potential of the holdings, with Solartec, CRO, and Terrabau all contributing to the mix with the latter adding ~€42m to the topline. Cash earnings from dividends received amounted to ~€16.7m for the year with portfolio revaluations accounting for the balance of investment revenue. Revaluations were driven mainly by Solartec, which is rapidly ramping up its business. Net income tallied €75m with operating revenue flowing abundantly to the bottom line, thanks to low operating costs and no interest expense.

**Dividend on 2022 earnings to include scrip dividend option** The company will once again propose a €2.5 dividend to this summer's AGM equal to an 8% yield. Shareholders again will have the option to receive a tax-free payout through a scrip dividend. Last year, this also featured a ~50% discount to the share price, which was well received with over 80% of CRC shareholders opting for the second consecutive year for discounted shares vs cash payment.

Figure 10: Three year net asset value development



Source: First Berlin Equity Research; CR Capital AG

**Three year NAV CAGR of 28%** The NAV climbed 31% on an annualised basis to €314m, while NAVPS stood at €69.4 at YE22 (+17%). The variance is traced to the higher share count from scrip dividend shares issued in 2022.



**Table 2: YE financial highlights**

All figures in EUR '000	2022	2021	Variance
Cash & equivalents	8,924	1,486	501%
Current assets	9,138	2,241	308%
Financial assets	305,634	229,468	33%
Total assets	315,008	248,020	27%
Financial debt (short- and long-term)	0	0	-
Shareholders' equity	305,724	240,784	27%
Equity ratio	97%	97%	-

Source: First Berlin Equity Research; CR Capital AG

**Debt-free balance sheet** The rise in total assets is occasioned by the 33% increase in the value of the investment portfolio to €306m under the financial assets line item. Current assets trebled mainly because net cash flows generated last year boosted the cash position. The investment holding and its companies continue to self-finance operations with equity and free-cash flows.

**Table 3: Cash flow developments**

All figures in EUR '000	2022	2021	Variance
Net operating cash flow	16,490	14,428	14%
Cash flow from investing	-215	-11,305	-
Free cash flow	16,275	3,123	n.m.
FCF conversion rate	21%	4%	-
Cash flow from financing	-1,729	-2,478	-
Net cash flow	14,546	645	2155%

Source: First Berlin Equity Research; CR Capital AG

Operating cash flow was boosted by dividend payouts from Terrabau and CR Opportunities (~€16.7). The improved FCF conversion rate (21%) owes to the larger cash component in the EBITDA result vs 2021.



## VALUATION MODEL

We use a discounted dividend model (DDM) to value CR Capital AG. In our view, this is the best suited methodology with the investment holding emphasising dividends to reward shareholders. We continue to expect the payout to track bottom line growth going forward. Our model factors in a 15% payout ratio on net income (EPS). We have also upped the risk free rate in our model to 2.4% (old: 1.1%) to track the development in the German 10y Bund. Our TP is now €50 (old: €53).

**Table 4: Discounted dividend model**

	Unit	2023E	2024E	2025E	2026E	2027E	2028E	TV
<b>EPS</b>	€	17.2	19.3	22.1	24.7	26.7	28.1	32.2
Payout ratio	%	16	15	15	15	15	15	15
Dividend (DPS)	€	2.7	2.9	3.3	3.7	4.0	4.2	4.8
Y/Y	%	8.0	7.4	13.8	12.1	8.1	5.0	-
<b>NPV</b>	€	<b>2.6</b>	<b>2.5</b>	<b>2.6</b>	<b>2.7</b>	<b>2.6</b>	<b>2.5</b>	<b>24.8</b>
CAGR 2022 -2026	%	10.3						
Terminal growth rate	%	2.5						
Discount factor	%	9.9						
NPV of dividends	€	26						
Terminal value (TV)	€	25						
<b>Fair value per share</b>	€	<b>50.0</b>						

*\*Our model runs through 2033 and we have only shown the abbreviated version for formatting purposes*

Cost of equity	9.9%	After-tax cost of debt	6.4%
Pre-tax cost of debt	6.5%	Share of equity capital	100.0%
Tax rate	2.0%	Share of debt capital	0.0%
<b>WACC</b>	<b>9.9%</b>		



## INCOME STATEMENT

in € '000	2019	2020	2021	2022	2023E	2024E
Investment income	93,604	64,378	68,914	77,914	80,625	90,300
Other operating income	1,172	156	942	1,493	1,523	1,553
<b>Investment income</b>	<b>95,639</b>	<b>64,534</b>	<b>69,856</b>	<b>79,407</b>	<b>82,148</b>	<b>91,853</b>
Personnel expenses	-1,494	-815	-828	-938	-966	-985
Other impairments	0	-10,203	0	0	0	0
Other operating expenses	-2,878	-2,326	-2,540	-2,167	-2,232	-2,277
<b>EBITDA</b>	<b>91,267</b>	<b>51,190</b>	<b>66,488</b>	<b>76,302</b>	<b>78,950</b>	<b>88,591</b>
Depreciation & amortisation	-40	0	-47	-40	-35	-35
<b>Operating income (EBIT)</b>	<b>91,227</b>	<b>51,190</b>	<b>66,441</b>	<b>76,262</b>	<b>78,915</b>	<b>88,556</b>
Interest expense	-254	-207	-178	-131	0	0
Interest income	368	282	160	0	0	0
<b>Pre-tax income (EBT)</b>	<b>91,341</b>	<b>51,265</b>	<b>66,423</b>	<b>76,131</b>	<b>78,915</b>	<b>88,556</b>
Tax expense	1,129	0	-1,032	-826	-1,184	-1,328
Minority expense	0	0	0	0	0	0
<b>Net income / loss</b>	<b>92,470</b>	<b>51,265</b>	<b>65,391</b>	<b>75,305</b>	<b>77,731</b>	<b>87,228</b>
<b>Diluted EPS (in €)</b>	<b>24.7</b>	<b>13.6</b>	<b>17.1</b>	<b>18.1</b>	<b>17.2</b>	<b>19.3</b>
<b>Ratios</b>						
EBITDA margin on revenues	95.4%	79.3%	95.2%	96.1%	96.1%	96.4%
EBIT margin on revenues	95.4%	79.3%	95.1%	96.0%	96.1%	96.4%
Net margin on revenues	96.7%	79.4%	93.6%	94.8%	94.6%	95.0%
Tax rate	-1.2%	0.0%	1.6%	1.5%	1.5%	1.5%
<b>Expenses as % of revenues</b>						
Personnel expenses	1.6%	1.3%	1.2%	1.2%	1.2%	1.1%
Other operating expenses	3.0%	3.6%	3.6%	2.7%	2.7%	2.5%
<b>Y-Y Growth</b>						
Revenues	n.m.	-32.5%	8.2%	13.7%	3.5%	11.8%
Operating income	n.m.	-43.9%	29.8%	14.8%	3.5%	12.2%
Net income/ loss	n.m.	-44.6%	27.6%	15.2%	3.2%	12.2%



## BALANCE SHEET

in € '000	2019	2020	2021	2022	2023E	2024E
<b>Assets</b>						
<b>Current assets, total</b>	<b>19,282</b>	<b>18,888</b>	<b>2,306</b>	<b>16,603</b>	<b>23,962</b>	<b>31,806</b>
Cash and cash equivalents	1,071	841	1,486	16,032	23,373	31,200
Accounts receivable	285	0	0	0	0	0
Other ST assets	13,605	18,047	820	571	588	606
<b>Non-current assets, total</b>	<b>117,622</b>	<b>169,577</b>	<b>245,714</b>	<b>305,289</b>	<b>365,778</b>	<b>433,523</b>
Intangible assets & goodwill	6,586	5	77	69	79	89
Tangible assets	105	96	77	62	72	82
Financial assets	100,531	169,476	245,560	305,158	365,627	433,352
<b>Total assets</b>	<b>136,904</b>	<b>188,465</b>	<b>248,020</b>	<b>321,892</b>	<b>389,739</b>	<b>465,329</b>
<b>Shareholders' equity &amp; debt</b>						
<b>Current liabilities, total</b>	<b>2,821</b>	<b>173</b>	<b>146</b>	<b>76</b>	<b>84</b>	<b>92</b>
Accounts payable	1,136	173	146	76	84	92
ST debt	1,685	0	0	0	0	0
<b>Long-term liabilities, total</b>	<b>8,992</b>	<b>10,315</b>	<b>7,090</b>	<b>7,589</b>	<b>8,121</b>	<b>8,694</b>
Deferred tax liabilities	2,353	1,445	2,324	3,148	3,463	3,809
Provisions	1,253	50	119	174	177	181
Other LT liabilities	176	8,820	4,647	4,267	4,480	4,704
LT debt	5,210	0	0	0	0	0
<b>Shareholders' equity, total</b>	<b>125,091</b>	<b>177,977</b>	<b>240,784</b>	<b>314,227</b>	<b>381,535</b>	<b>456,542</b>
<b>Total consolidated equity and debt</b>	<b>136,904</b>	<b>188,465</b>	<b>248,020</b>	<b>321,892</b>	<b>389,739</b>	<b>465,329</b>
<b>Ratios</b>						
Current ratio (x)	6.8	109.2	15.8	218.5	286.6	345.9
Net debt / (cash)	5,824	-841	-1,486	-16,032	-23,373	-31,200
Net debt /EBITDA (x)	0.1	n.a.	n.a.	n.a.	n.a.	n.a.
Dividend cover (x)	-2.3	-0.3	-0.2	1.5	1.6	1.6
Net gearing	5%	0%	-1%	-5%	-6%	-7%
Equity ratio	91%	94%	97%	98%	98%	98%
NAV	125,091	177,977	240,784	314,227	381,535	456,542
NAVPS (€)	33.3	47.5	59.4	69.4	84.3	100.9



## CASH FLOW STATEMENT

in € '000	2019	2020	2021	2022	2023E	2024E
<b>Net income</b>	<b>92,470</b>	<b>51,265</b>	<b>65,391</b>	<b>75,305</b>	<b>77,731</b>	<b>87,228</b>
Depreciation & amortisation	40	10,203	47	40	35	35
Income from investments	-48,000	0	9,993	16,703	15,756	18,175
Result from at equity participations	-41,589	-61,293	-64,986	-61,031	-76,225	-85,900
Financial result	-114	-75	18	131	0	0
Tax Result	-1,131	0	1,032	826	1,184	1,328
Change in working capital	-4,108	-426	3,983	-14,527	522	565
<b>Operating cash flow</b>	<b>-2,432</b>	<b>-326</b>	<b>15,478</b>	<b>17,447</b>	<b>19,003</b>	<b>21,431</b>
Tax paid	-78	0	-1,032	-826	-1,184	-1,328
<b>Net operating cash flow</b>	<b>-2,510</b>	<b>-326</b>	<b>14,446</b>	<b>16,621</b>	<b>17,819</b>	<b>20,102</b>
<b>Cash flow from investing</b>	<b>-372</b>	<b>647</b>	<b>-11,145</b>	<b>-215</b>	<b>-55</b>	<b>-55</b>
Dividend paid to shareholders	-2,809	0	-5,619	-1,729	-10,423	-12,221
Dividends received	0	0	3,141	0	0	0
Debt inflow , net	3,402	0	0	0	0	0
Equity inflow , net	0	0	0	0	0	0
Interest expense	-253	-207	-178	-131	0	0
<b>Cash flow from financing</b>	<b>340</b>	<b>-207</b>	<b>-2,656</b>	<b>-1,860</b>	<b>-10,423</b>	<b>-12,221</b>
Cash, start of the year	3,940	1,071	841	1,486	16,032	23,373
Consolidation changes	-327	-344	0	0	0	0
Change in cash, net	-2,542	114	645	14,546	7,341	7,827
<b>Cash, end of the year</b>	<b>1,071</b>	<b>841</b>	<b>1,486</b>	<b>16,032</b>	<b>23,373</b>	<b>31,200</b>
<b>Free cash flow (FCF)</b>	<b>-2,882</b>	<b>321</b>	<b>3,301</b>	<b>16,406</b>	<b>17,764</b>	<b>20,047</b>
FCFPS (in €)	-0.8	0.1	0.9	3.9	3.9	4.4
<b>Y-Y Growth</b>						
Net operating cash flow	n.m.	n.m.	n.m.	15.1%	7.2%	12.8%
Free cash flow	n.m.	n.m.	928.3%	397.0%	8.3%	12.9%
FCFPS	n.m.	n.m.	910.9%	355.6%	-0.3%	12.9%



## Imprint / Disclaimer

### First Berlin Equity Research

First Berlin Equity Research GmbH ist ein von der BaFin betreffend die Einhaltung der Pflichten des §85 Abs. 1 S. 1 WpHG, des Art. 20 Abs. 1 Marktmissbrauchsverordnung (MAR) und der Markets Financial Instruments Directive (MiFID) II, Markets in Financial Instruments Directive (MiFID) II Durchführungsverordnung und der Markets in Financial Instruments Regulations (MiFIR) beaufsichtigtes Unternehmen.

First Berlin Equity Research GmbH is one of the companies monitored by BaFin with regard to its compliance with the requirements of Section 85 (1) sentence 1 of the German Securities Trading Act [WpHG], art. 20 (1) Market Abuse Regulation (MAR) and Markets in Financial Instruments Directive (MiFID) II, Markets in Financial Instruments Directive (MiFID) II Commission Delegated Regulation and Markets in Financial Instruments Regulations (MiFIR).

Anschrift:

First Berlin Equity Research GmbH  
Friedrichstr. 34  
10117 Berlin  
Germany

Vertreten durch den Geschäftsführer: Martin Bailey

Telefon: +49 (0) 30-80 93 9 680

Fax: +49 (0) 30-80 93 9 687

E-Mail: [info@firstberlin.com](mailto:info@firstberlin.com)

Amtsgericht Berlin Charlottenburg HR B 103329 B

UST-Id.: 251601797

Ggf. Inhaltlich Verantwortlicher gem. § 6 MDStV

First Berlin Equity Research GmbH

**Authored by: Ellis Acklin, Senior Analyst**

**All publications of the last 12 months were authored by Ellis Acklin.**

**Company responsible for preparation: First Berlin Equity Research GmbH, Friedrichstraße 69, 10117 Berlin**

The production of this recommendation was completed on 6 July 2023 at 10:54

**Person responsible for forwarding or distributing this financial analysis: Martin Bailey**

**Copyright© 2023 First Berlin Equity Research GmbH** No part of this financial analysis may be copied, photocopied, duplicated or distributed in any form or media whatsoever without prior written permission from First Berlin Equity Research GmbH. First Berlin Equity Research GmbH shall be identified as the source in the case of quotations. Further information is available on request.

### **INFORMATION PURSUANT TO SECTION 85 (1) SENTENCE 1 OF THE GERMAN SECURITIES TRADING ACT [WPHG], TO ART. 20 (1) OF REGULATION (EU) NO 596/2014 OF THE EUROPEAN PARLIAMENT AND OF THE COUNCIL OF APRIL 16, 2014, ON MARKET ABUSE (MARKET ABUSE REGULATION) AND TO ART. 37 OF COMMISSION DELEGATED REGULATION (EU) NO 2017/565 (MIFID) II.**

First Berlin Equity Research GmbH (hereinafter referred to as: "First Berlin") prepares financial analyses while taking the relevant regulatory provisions, in particular section 85 (1) sentence 1 of the German Securities Trading Act [WpHG], art. 20 (1) of Regulation (EU) No 596/2014 of the European Parliament and of the Council of April 16, 2014, on market abuse (market abuse regulation) and art. 37 of Commission Delegated Regulation (EU) no. 2017/565 (MiFID II) into consideration. In the following First Berlin provides investors with information about the statutory provisions that are to be observed in the preparation of financial analyses.

### **CONFLICTS OF INTEREST**

In accordance with art. 37 (1) of Commission Delegated Regulation (EU) no. 2017/565 (MiFID) II and art. 20 (1) of Regulation (EU) No 596/2014 of the European Parliament and of the Council of April 16, 2014, on market abuse (market abuse regulation) investment firms which produce, or arrange for the production of, investment research that is intended or likely to be subsequently disseminated to clients of the firm or to the public, under their own responsibility or that of a member of their group, shall ensure the implementation of all the measures set forth in accordance with Article 34 (2) lit. (b) of Regulation (EU) 2017/565 in relation to the financial analysts involved in the production of the investment research and other relevant persons whose responsibilities or business interests may conflict with the interests of the persons to whom the investment research is disseminated. In accordance with art. 34 (3) of Regulation (EU) 2017/565 the procedures and measures referred to in paragraph 2 lit. (b) of such article shall be designed to ensure that relevant persons engaged in different business activities involving a conflict of interests carry on those activities at a level of independence appropriate to the size and activities of the investment firm and of the group to which it belongs, and to the risk of damage to the interests of clients.

In addition, First Berlin shall pursuant to Article 5 of the Commission Delegated Regulation (EU) 2016/958 disclose in their recommendations all relationships and circumstances that may reasonably be expected to impair the objectivity of the financial analyses, including interests or conflicts of interest, on their part or on the part of any natural or legal person working for them under a contract, including a contract of employment, or otherwise, who was involved in producing financial analyses, concerning any financial instrument or the issuer to which the recommendation directly or indirectly relates.

With regard to the financial analyses of CR Capital AG the following relationships and circumstances exist which may reasonably be expected to impair the objectivity of the financial analyses: The author, First Berlin, or a company associated with First Berlin reached an agreement with the CR Capital AG for preparation of a financial analysis for which remuneration is owed.

Furthermore, First Berlin offers a range of services that go beyond the preparation of financial analyses. Although First Berlin strives to avoid conflicts of interest wherever possible, First Berlin may maintain the following relations with the analysed company, which in particular may constitute a potential conflict of interest:

- The author, First Berlin, or a company associated with First Berlin owns a net long or short position exceeding the threshold of 0.5 % of the total issued share capital of the analysed company;
- The author, First Berlin, or a company associated with First Berlin holds an interest of more than five percent in the share capital of the analysed company;

- The author, First Berlin, or a company associated with First Berlin provided investment banking or consulting services for the analysed company within the past twelve months for which remuneration was or was to be paid;
- The author, First Berlin, or a company associated with First Berlin reached an agreement with the analysed company for preparation of a financial analysis for which remuneration is owed;
- The author, First Berlin, or a company associated with First Berlin has other significant financial interests in the analysed company;

With regard to the financial analyses of CR Capital AG the following of the aforementioned potential conflicts of interests or the potential conflicts of interest mentioned in Article 6 paragraph 1 of the Commission Delegated Regulation (EU) 2016/958 exist: The author, First Berlin, or a company associated with First Berlin reached an agreement with the CR Capital AG for preparation of a financial analysis for which remuneration is owed.

In order to avoid and, if necessary, manage possible conflicts of interest both the author of the financial analysis and First Berlin shall be obliged to neither hold nor in any way trade the securities of the company analyzed. The remuneration of the author of the financial analysis stands in no direct or indirect connection with the recommendations or opinions represented in the financial analysis. Furthermore, the remuneration of the author of the financial analysis is neither coupled directly to financial transactions nor to stock exchange trading volume or asset management fees.

**INFORMATION PURSUANT TO SECTION 64 OF THE GERMAN SECURITIES TRADING ACT [WPHG], DIRECTIVE 2014/65/EU OF THE EUROPEAN PARLIAMENT AND OF THE COUNCIL OF 15 MAY 2014 ON MARKETS IN FINANCIAL INSTRUMENTS AND AMENDING DIRECTIVE 2002/92/EC AND DIRECTIVE 2011/61/EU, ACCOMPANIED BY THE MARKETS IN FINANCIAL INSTRUMENTS REGULATION (MIFIR, REG. EU NO. 600/2014).**

First Berlin notes that it has concluded a contract with the issuer to prepare financial analyses and is paid for that by the issuer. First Berlin makes the financial analysis simultaneously available for all interested security financial services companies. First Berlin thus believes that it fulfils the requirements of section 64 WpHG for minor non-monetary benefits.

**PRICE TARGET DATES**

Unless otherwise indicated, current prices refer to the closing prices of the previous trading day.

**AGREEMENT WITH THE ANALYSED COMPANY AND MAINTENANCE OF OBJECTIVITY**

The present financial analysis is based on the author's own knowledge and research. The author prepared this study without any direct or indirect influence exerted on the part of the analysed company. Parts of the financial analysis were possibly provided to the analysed company prior to publication in order to avoid inaccuracies in the representation of facts. However, no substantial changes were made at the request of the analysed company following any such provision.

**ASSET VALUATION SYSTEM**

First Berlin's system for asset valuation is divided into an asset recommendation and a risk assessment.

**ASSET RECOMMENDATION**

The recommendations determined in accordance with the share price trend anticipated by First Berlin in the respectively indicated investment period are as follows:

Category		1	2
Current market capitalisation (in €)		0 - 2 billion	> 2 billion
Strong Buy <sup>1</sup>	An expected favourable price trend of:	> 50%	> 30%
Buy	An expected favourable price trend of:	> 25%	> 15%
Add	An expected favourable price trend of:	0% to 25%	0% to 15%
Reduce	An expected negative price trend of:	0% to -15%	0% to -10%
Sell	An expected negative price trend of:	< -15%	< -10%

<sup>1</sup> The expected price trend is in combination with sizable confidence in the quality and forecast security of management.

Our recommendation system places each company into one of two market capitalisation categories. Category 1 companies have a market capitalisation of €0 – €2 billion, and Category 2 companies have a market capitalisation of > €2 billion. The expected return thresholds underlying our recommendation system are lower for Category 2 companies than for Category 1 companies. This reflects the generally lower level of risk associated with higher market capitalisation companies.

**RISK ASSESSMENT**

The First Berlin categories for risk assessment are low, average, high and speculative. They are determined by ten factors: Corporate governance, quality of earnings, management strength, balance sheet and financial risk, competitive position, standard of financial disclosure, regulatory and political uncertainty, strength of brandname, market capitalisation and free float. These risk factors are incorporated into the First Berlin valuation models and are thus included in the target prices. First Berlin customers may request the models.

**RECOMMENDATION & PRICE TARGET HISTORY**

Report No.:	Date of publication	Previous day closing price	Recommendation	Price target
Initial Report	23 July 2014	€0.95	Buy	€10.50
2...5	↓	↓	↓	↓
6	23 May 2017	€1.60	Buy	€14.00
7	29 April 2019	€31.80	Buy	€20.00
8	30 September 2019	€25.20	Buy	€35.00
9	4 June 2020	€28.90	Buy	€37.00
10	7 April 2020	€21.70	Buy	€37.00
11	17 September 2021	€34.00	Buy	€58.00
12	21 July 2022	€30.50	Buy	€53.00
13	19 October 2022	€23.00	Buy	€53.00
14	Today	€32.20	Buy	€50.00

**INVESTMENT HORIZON**

Unless otherwise stated in the financial analysis, the ratings refer to an investment period of twelve months.

### UPDATES

At the time of publication of this financial analysis it is not certain whether, when and on what occasion an update will be provided. In general First Berlin strives to review the financial analysis for its topicality and, if required, to update it in a very timely manner in connection with the reporting obligations of the analysed company or on the occasion of ad hoc notifications.

### SUBJECT TO CHANGE

The opinions contained in the financial analysis reflect the assessment of the author on the day of publication of the financial analysis. The author of the financial analysis reserves the right to change such opinion without prior notification.

#### Legally required information regarding

- key sources of information in the preparation of this research report
- valuation methods and principles
- sensitivity of valuation parameters

can be accessed through the following internet link: <https://firstberlin.com/disclaimer-english-link/>

**SUPERVISORY AUTHORITY: Bundesanstalt für Finanzdienstleistungsaufsicht (German Federal Financial Supervisory Authority) [BaFin], Graurheindorferstraße 108, 53117 Bonn and Marie-Curie-Straße 24-28, 60439 Frankfurt am Main**

### EXCLUSION OF LIABILITY (DISCLAIMER)

#### RELIABILITY OF INFORMATION AND SOURCES OF INFORMATION

The information contained in this study is based on sources considered by the author to be reliable. Comprehensive verification of the accuracy and completeness of information and the reliability of sources of information has neither been carried out by the author nor by First Berlin. As a result no warranty of any kind whatsoever shall be assumed for the accuracy and completeness of information and the reliability of sources of information, and neither the author nor First Berlin, nor the person responsible for passing on or distributing the financial analysis shall be liable for any direct or indirect damage incurred through reliance on the accuracy and completeness of information and the reliability of sources of information.

#### RELIABILITY OF ESTIMATES AND FORECASTS

The author of the financial analysis made estimates and forecasts to the best of the author's knowledge. These estimates and forecasts reflect the author's personal opinion and judgement. The premises for estimates and forecasts as well as the author's perspective on such premises are subject to constant change. Expectations with regard to the future performance of a financial instrument are the result of a measurement at a single point in time and may change at any time. The result of a financial analysis always describes only one possible future development – the one that is most probable from the perspective of the author – of a number of possible future developments.

Any and all market values or target prices indicated for the company analysed in this financial analysis may not be achieved due to various risk factors, including but not limited to market volatility, sector volatility, the actions of the analysed company, economic climate, failure to achieve earnings and/or sales forecasts, unavailability of complete and precise information and/or a subsequently occurring event which affects the underlying assumptions of the author and/or other sources on which the author relies in this document. Past performance is not an indicator of future results; past values cannot be carried over into the future.

Consequently, no warranty of any kind whatsoever shall be assumed for the accuracy of estimates and forecasts, and neither the author nor First Berlin, nor the person responsible for passing on or distributing the financial analysis shall be liable for any direct or indirect damage incurred through reliance on the correctness of estimates and forecasts.

#### INFORMATION PURPOSES, NO RECOMMENDATION, SOLICITATION, NO OFFER FOR THE PURCHASE OF SECURITIES

The present financial analysis serves information purposes. It is intended to support institutional investors in making their own investment decisions; however in no way provide the investor with investment advice. Neither the author, nor First Berlin, nor the person responsible for passing on or distributing the financial analysis shall be considered to be acting as an investment advisor or portfolio manager vis-à-vis an investor. Each investor must form his own independent opinion with regard to the suitability of an investment in view of his own investment objectives, experience, tax situation, financial position and other circumstances.

The financial analysis does not represent a recommendation or solicitation and is not an offer for the purchase of the security specified in this financial analysis. Consequently, neither the author nor First Berlin, nor the person responsible for passing on or distributing the financial analysis shall as a result be liable for losses incurred through direct or indirect employment or use of any kind whatsoever of information or statements arising out of this financial analysis.

A decision concerning an investment in securities should take place on the basis of independent investment analyses and procedures as well as other studies including, but not limited to, information memoranda, sales or issuing prospectuses and not on the basis of this document.

#### NO ESTABLISHMENT OF CONTRACTUAL OBLIGATIONS

By taking note of this financial analysis the recipient neither becomes a customer of First Berlin, nor does First Berlin incur any contractual, quasi-contractual or pre-contractual obligations and/or responsibilities toward the recipient. In particular no information contract shall be established between First Berlin and the recipient of this information.

#### NO OBLIGATION TO UPDATE

First Berlin, the author and/or the person responsible for passing on or distributing the financial analysis shall not be obliged to update the financial analysis. Investors must keep themselves informed about the current course of business and any changes in the current course of business of the analysed company.

#### DUPLICATION

Dispatch or duplication of this document is not permitted without the prior written consent of First Berlin.

#### SEVERABILITY

Should any provision of this disclaimer prove to be illegal, invalid or unenforceable under the respectively applicable law, then such provision shall be treated as if it were not an integral component of this disclaimer; in no way shall it affect the legality, validity or enforceability of the remaining provisions.

#### APPLICABLE LAW, PLACE OF JURISDICTION

The preparation of this financial analysis shall be subject to the law obtaining in the Federal Republic of Germany. The place of jurisdiction for any disputes shall be Berlin (Germany).

#### NOTICE OF DISCLAIMER

By taking note of this financial analysis the recipient confirms the binding nature of the above explanations.

By using this document or relying on it in any manner whatsoever the recipient accepts the above restrictions as binding for the recipient.

#### QUALIFIED INSTITUTIONAL INVESTORS

First Berlin financial analyses are intended exclusively for qualified institutional investors.

**This report is not intended for distribution in the USA and/or Canada.**