

Syzygy AG^{*5a,7,11}

Rating: BUY

Target price: €10.20
(previously: €10.20)

Current share price: 6.12
05.11.21 / XETRA / 1:20 pm
Currency: EUR

Key data:

ISIN: DE0005104806
WKN: 510480
Ticker symbol: SYZ
Number of shares³: 13.50
Market cap³: 82.62
Enterprise Value³: 80.34
³ in million / in EUR million
Free float: 35.5%

Transparency level:
Prime Standard
Market segment:
Regulated market
Accounting:
IFRS

Financial year: 31.12.

Analysts:

Cosmin Filker
filker@gbc-ag.de

Marcel Goldmann
goldmann@gbc-ag.de

* Catalogue of possible conflicts of interest on page 6

Date (time) completion german version: 05.11.21 (1:54 pm)
Date (time) first transmission german version: 08.11.21 (9:30 am)

Date (time) completion english version: 09.11.21 (10:29 pm)
Date (time) first transmission english version: 09.11.21 (12:00 am)

Company profile

Industry: Communication and Technology

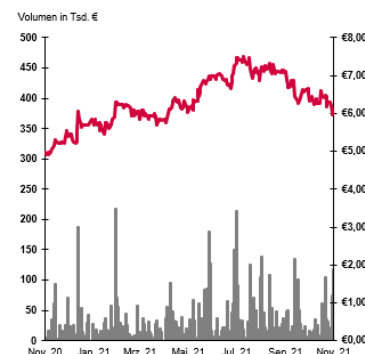
Focus: Digital Marketing

Employees: 506 (30.09.2021)

Foundation: 1995

Headquarters: Bad Homburg

Board of Directors: Franziska von Lewinski, Erwin Greiner, Frank Ladner



The SYZYGY GROUP creates better experiences through digitalisation and transformation. It brings people and brands together, digitises structures and organisations and develops new products, services and business models. With over 550 experts in human experiences, consulting, design, technology and performance, the SYZYGY GROUP shapes a sustainable digital culture to positively change today and tomorrow and to develop brands and companies. SYZYGY was founded in 1995 and is represented in four countries with offices in Bad Homburg, Berlin, Frankfurt, Hamburg, Munich, London, New York and Warsaw. SYZYGY AG has been listed in the Prime Standard since 2000. The SYZYGY GROUP includes the consulting and implementation partner for transformation in marketing and sales **SYZYGY**, the enterprise technology specialist **SYZYGY Techsolutions**, the performance marketing and media specialist **SYZYGY Performance** and the VR specialist **SYZYGY Xrealities**. In addition, the strategy and business design consultancy **different** and the design studio **Ars Thanea** belong to the SYZYGY GROUP. Together, the SYZYGY GROUP supports brands such as BMW, Commerzbank, Consorsbank, Daimler, Deliveroo, Eucerin, Kyocera, Lufthansa, Mazda, Miles & More, MINI Deutschland, mobile.de, o2, PayPal, Porsche, Techniker Krankenkasse and Volkswagen.

P&L in EUR million \ FY-end	31.12.2020	31.12.2021e	31.12.2022e	31.12.2023e
Revenues	55.52	61.07	67.18	73.90
EBITDA	9.65	11.67	11.92	13.32
EBIT	4.00	6.27	6.92	7.92
Net profit for the year	2.06	4.05	4.23	4.96

Key figures in EUR

Earnings per share	0.15	0.30	0.31	0.37
Dividend per share	0.15	0.20	0.25	0.30

Key figures

EV/Revenues	1.45	1.32	1.20	1.09
EV/EBITDA	8.32	6.89	6.74	6.03
EV/EBIT	20.09	12.82	11.61	10.15
KGv	40.13	20.40	19.51	16.65
KBV	1.54			

Financial calendar

22-24.11.21: Equity Forum
07-08.12.21: MKK

**last research from GBC:

Date: Publication / Target price in EUR / Rating

04.08.2021: RS / 10.20 / BUY

07.05.2021: RS / 9.60 / BUY

13.04.2020: RS / 9.60 / BUY

01.02.2021: RS / 9.35 / BUY

The research studies listed above can be viewed at www.gbc-ag.de or requested from GBC AG, Halderstr. 27, D86150 Augsburg, Germany.

Notice pursuant to MiFID II regulation for research "Minor Non-Monetary Contribution": This research meets the requirements for classification as "Minor Non-Monetary Contribution". For further information, please refer to the disclosure under "I. Research under MiFID II".

9 months 2021: Turnaround successful; revenue and earnings development "in line"; forecasts, estimates and target price confirmed

P&L (in € million)	9M 2019	9M 2020	9M 2021
Revenues	47.63	40.69	44.66
thereof International segment	12.49	8.09	10.25
thereof Germany segment	36.34	33.42	35.39
EBIT	4.16	2.61	4.62
EBIT margin	8.7%	6.4%	10.3%
Financial result	-0.12	-0.56	-0.57
Result for the period	2.92	1.44	3.04

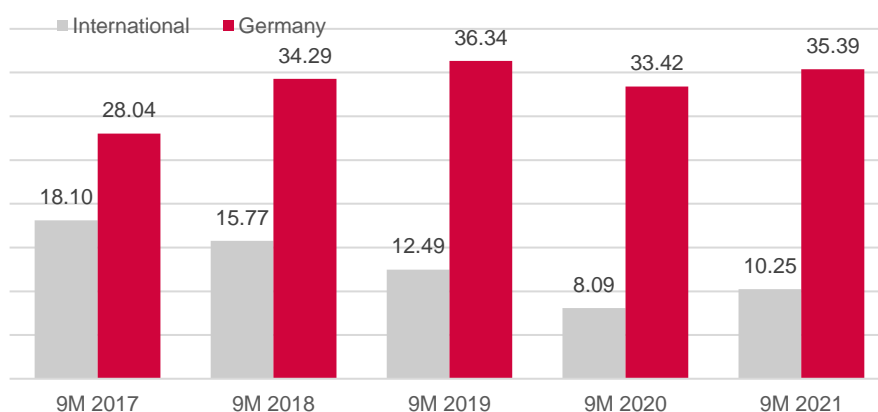
Sources: SYZYGY AG; GBC AG

Revenue development 9 month 2021

Based on the first nine months of 2021, Syzygy AG's sales revenues of € 44.66 million (previous year: € 40.69 million) were 9.8 % above the previous year's level and thus in line with our expectations. While the previous year's period was significantly affected by the impact of the corona pandemic, especially in the second quarter, the current 2021 financial year was characterised by signs of recovery. However, pandemic-related effects are still evident, so that their revenue level is still below the pre-Corona comparison period of the 2019 financial year.

Both the revenue in Germany and the revenue generated abroad contributed to their positive development. However, the significant expansion of their international business was particularly dynamic, with a 26.7% increase in turnover, due to higher expenditure by an existing customer in the UK. However, turnover in Poland and the USA also stabilised at a higher level. The restructuring measures implemented over the past few years at the foreign companies (e.g. realignment of operational structures, etc.) were successfully implemented. These measures should now "bear fruit" and we expect a sustainable trend reversal.

Segment-related revenue development (in € million)



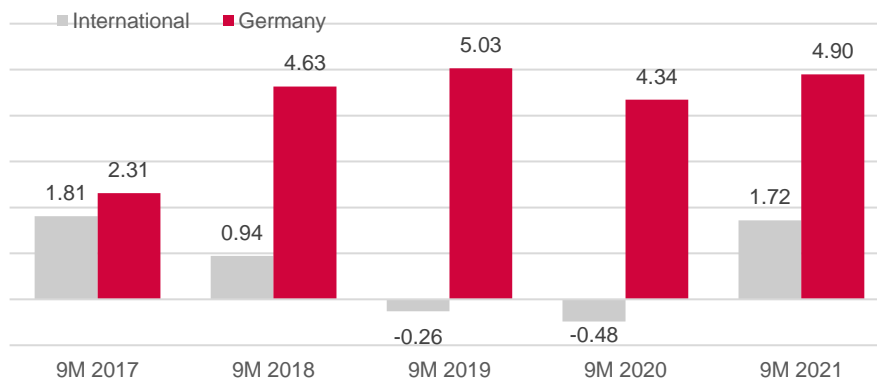
Sources: SYZYGY AG; GBC AG

The increase in sales of the Syzygy companies operating in Germany was 5.9% overall. Here too, the Syzygy Group benefited from an increase in sales to existing clients and was also able to acquire new clients. According to company information, the planned increase in personnel at the German companies took place somewhat more slowly than expected. Higher sales would have been possible here with correspondingly higher staff resources.

Earnings development 9 month 2021

Although the gap in turnover caused by the Corona pandemic in the previous business year could not yet be completely closed, a new nine-month record was achieved at the EBIT level. In the previous business years, only the German companies had made a positive contribution to the result. After completion of the restructuring measures and the associated implementation of cost savings at the foreign companies, a positive contribution to earnings was also generated here for the first time in two years.

Segment-related EBIT-development (in € million)



Sources: SYZYGY AG; GBC AG

The fact that a new record was achieved with a Group EBIT of € 4.62 million (previous year: € 2.61 million) is also due to the cost savings implemented in the context of the Corona pandemic. As a result, sales and marketing costs as well as administrative costs, for example, are significantly below the pre-Corona level. Although it can be assumed that marketing costs will rise again in the future, Syzygy AG has a sustainably leaner cost structure overall.

The strong improvement in the operating result has also continued at the level of the after-tax result. With a net profit for the period of € 3.04 million (PY: € 1.44 million), not only was the previous year's figure significantly exceeded, it was also higher than the period before the start of the pandemic (9M 2019: € 2.92 million). It is worth mentioning here that Syzygy AG is now reporting no significant financial income for the third financial year in a row. This is primarily due to the company acquisitions made in the past financial years and the resulting decline in securities held. In addition, Syzygy AG has been reporting financial expenses (rental expenses) since the 2019 financial year as part of IFRS 16 accounting.

Forecast and model assumptions

P&L (in € million)	FY 2020	FY 2021e	FY 2022e	FY 2023e
Revenues	55.52	61.07	67.18	73.90
EBIT	4.00	6.27	6.92	7.92
<i>EBIT margin</i>	<i>7.2%</i>	<i>10.3%</i>	<i>10.3%</i>	<i>10.7%</i>
Net profit for the year	2.08	4.05	4.23	4.96

Sources: Syzygy AG; GBC AG

Syzygy's management has confirmed its guidance with the publication of the nine-month report. The outlook remains unchanged for sales growth of around 10.0% and an EBIT margin of around 10.0%. Both geographic segments are expected to contribute equally to this. In view of the figures achieved in the first nine months of 2021, namely revenue growth of 9.8 % and an EBIT margin of 10.3 %, the company guidance is a very realistic scenario.

The foreign companies are likely to show higher growth dynamics, also on a full-year basis. In the last research study, we had already anticipated that the growth momentum of sales generated abroad would flatten out somewhat after an unusually strong performance in the first two quarters. This has occurred as expected, but we continue to assume that the budget increases from existing customers as well as the new customers acquired provide a good basis for a sustainable increase in turnover.

Parallel to this, the more stable business in Germany should benefit from an expansion of the business with existing clients as well as from the new clients already acquired. Worth mentioning here is the expansion of the mandate with Mazda Motors Germany, for which Syzygy is developing and implementing the communication strategy. New clients such as the Erwin Hymer Group, the Frankfurt Book Fair and Miles & More support the assumption of expected sales growth. For Miles & More, Syzygy AG is responsible for digital brand management, the further development of the Miles & More platform and shop management. In addition, the company is likely to benefit from the increasing digitisation needs of clients in the area of business consultancy. With the combination of consulting and technical implementation expertise, the company should be able to win new customers in this area as well.

Based on the reported revenue and earnings development as well as the confirmed corporate guidance, we also confirm our previous forecasts. For 2021, we continue to expect revenue growth of 10.0% and an EBIT margin of 10.3%. These are exactly the values that were already achieved after nine months. For the coming financial years, we assume that the growth dynamic will remain unchanged and, conservatively, we initially expect only slight improvements in the EBIT margin. We have made slight forecast adjustments at the level of the after-tax result. For 2021, we now assume a tax rate of 25.0% (previously: 28.3%), after no deferred taxes were recognised for the foreign companies in 2020. For 2022 and 2023, however, we increase this to 30.0% (previously: 28.3%).

The changes in the tax rate and thus the slight change in the after-tax forecasts have only a minor impact on the DCF model. Therefore, we confirm our price target of € 10.20 and, at a current price of € 6.12, continue to assign a BUY rating.

APPENDIX

I.

Research under MiFID II

1. There is a contract between the research company GBC AG and the issuer regarding the independent preparation and publication of this research report on the issuer. GBC AG is remunerated for this by the issuer.
2. The research report is simultaneously made available to all interested investment services companies.

II.

Section 1 Disclaimer and exclusion of liability

This document is intended solely for information purposes. All data and information in this study come from sources that GBC regards as reliable. In addition, the authors have taken every care to ensure that the facts and opinions presented here are appropriate and accurate. Nevertheless, no guarantee or liability can be accepted for their correctness – whether explicitly or implicitly. In addition, all information may be incomplete or summarised. Neither GBC nor the individual authors accept liability for any damage which may arise as the result of using this document or its contents, or in any other way in this connection.

We would also point out that this document does not constitute an invitation to subscribe to nor to purchase any securities and must not be interpreted in this way. Nor may it nor any part of it be used as the basis for a binding contract of any kind whatsoever, or be cited as a reliable source in this context. Any decision relating to the probable offer for sale of securities for the company or companies discussed in this publication should be taken solely on the basis of information in the prospectuses or offer documents which are issued in relation to any such offer.

GBC does not provide any guarantee that the indicated returns or stated target prices will be achieved. Changes to the relevant assumptions on which this document is based can have a material impact on the targeted returns. Income from investments is subject to fluctuations. Investment decisions should always be made with the assistance of an investment advisor. This document cannot replace the role of an advisor.

Sale outside the Federal Republic of Germany:

This publication, if sold in the UK, may only be made available to those persons who, in the meaning of the Financial Services Act 1986 are authorised and exempt, or persons as defined in section 9 (3) of the Financial Services Act 1986 (Investment Advertisement) (Exemptions) Decree 1988 (amended version) and must not be transmitted directly or indirectly to other persons or groups of persons.

Neither this document nor any copy of it may be taken into, transferred to or distributed within the United States of America or its territories and possessions. The distribution of this document in Canada, Japan or other jurisdictions may be restricted by law, and persons who come into possession of this publication should find out about any such restrictions and respect them. Any failure to respect these restrictions may represent a breach of the US, Canadian or Japanese securities laws or laws governing another jurisdiction.

By accepting this document you accept all disclaimers of liability and the restrictions cited above.

You can find the details of this disclaimer/exclusion of liability at:

<http://www.gbc-ag.de/de/Disclaimer.htm>

Legal information and disclosures as required by section 85 of Securities Trading Act (WpHG) and Financial Analysis Directive (FinAnV)

This information can also be found on the internet at the following address:

<http://www.gbc-ag.de/de/Offenlegung.htm>

Section 2 (I) Updates

A detailed update of the present analysis/analyses at any fixed date has not been planned at the current time. GBC AG reserves the right to update the analysis without prior notice.

Section 2 (II) Recommendation/ Classifications/ Rating

Since 1/7/2006 GBC AG has used a 3-level absolute share rating system. Since 1/7/2007 these ratings relate to a time horizon of a minimum of 6 to a maximum of 18 months. Previously the ratings related to a time horizon of up to 12 months. When the analysis is published, the investment recommendations are defined based on the categories described below, including reference to the expected returns. Temporary price fluctuations outside of these ranges do not automatically lead to a change in classification, but can result in a revision of the original recommendation.

The recommendations/ classifications/ ratings are linked to the following expectations:

BUY	The expected return, based on the derived target price, incl. dividend payments within the rel 10%.
HOLD	The expected return, based on the derived target price, incl. dividend payments within the rel 10% and < + 10%.
SELL	The expected return, based on the calculated target price, incl. dividend payments within the <= - 10%.

GBC AG's target prices are determined using the fair value per share, derived using generally recognised and widely used methods of fundamental analysis, such as the DCF process, peer-group benchmarking and/or the sum-of-the-parts process. This is done by including fundamental factors such as e.g. share splits, capital reductions, capital increases, M&A activities, share buybacks, etc.

Section 2 (III) Past recommendations

Past recommendations by GBC on the current analysis/analyses can be found on the internet at the following address:

<http://www.gbc-ag.de/de/Offenlegung.htm>

Section 2 (IV) Information basis

For the creation of the present analysis/analyses publicly available information was used about the issuer(s) (where available, the last three published annual and quarterly reports, ad hoc announcements, press releases, share prospectuses, company presentations, etc.) which GBC believes to be reliable. In addition, discussions were held with the management of the company/companies involved, for the creation of this analysis/these analyses, in order to review in more detail the information relating to business trends.

Section 2 (V) 1. Conflicts of interest as defined in section 85 of the Securities Trading Act (WpHG)

GBC AG and the analysts concerned hereby declare that the following potential conflicts of interest exist for the company/companies described. at the time of this publication, and in so doing meet the requirements of section 85 of the Securities Trading Act (WpHG). A detailed explanation of potential conflicts of interest is also listed in the catalogue of potential conflicts of interest under section 2 (V) 2.

In relation to the security or financial instrument discussed in this analysis the following possible conflict of interest exists: (5a,7,11)

section 2 (V) 2. Catalogue of potential conflicts of interest

- (1) At the time of publication, GBC AG or a legal entity affiliated with it holds shares or other financial instruments in the company analysed or the financial instrument or financial product analysed. (2) This company holds over 3% of the shares in GBC AG or a legal person connected to them.
- (3) GBC AG or a legal person connected to them is a market maker or designated sponsor for the financial instruments of this company.
- (4) GBC AG or a legal person connected to them has, over the previous 12 months, organised or played a leading role in the public issue of financial instruments for this company.
- (5) a) GBC AG or a legal entity affiliated with it has concluded an agreement with this company or issuer of the analysed financial instrument in the previous 12 months on the preparation of research reports for a fee. Under this agreement, the draft financial analysis (excluding the valuation section) was made available to the issuer prior to publication.
- (5) b) After receiving valid amendments by the analysed company or issuer, the draft of this analysis was changed.
- (6) a) GBC AG or a legal entity affiliated with it has concluded an agreement with a third party in the previous 12 months on the preparation of research reports on this company or financial instrument for a fee. Under this agreement, the third party and/or company and/or issuer of the financial instrument has been given access to the draft analysis (excluding the valuation section) prior to publication.
- (6) b) After receiving valid amendments by the third party or issuer, the draft of this analysis was changed.
- (7) The analyst responsible for this report holds shares or other financial instruments of this company at the time of publication.
- (8) The analyst responsible for this company is a member of the company's Executive Board or Supervisory Board.
- (9) The analyst responsible for this report received or purchased shares in the company analysed by said analyst, prior to the time of publication.
- (10) GBC or a related legal party has closed an agreement with the underlying company regarding consulting services during the previous 12 months.
- (11) GBC or a related legal party has a significant financial interest in the analysed company, for example to get mandated by the analysed company or to provide any kind of services (such as the organization of fairs, roundtables, road shows, etc.).
- (12) At the time of the financial analysis, the analysed company is in a financial instrument or financial product (e.g. certificate, fund, etc.) managed or advised by GBC AG or its affiliated legal entity.

Section 2 (V) 3. Compliance

GBC has defined internal regulatory measures in order to prevent potential conflicts of interest arising or, where they do exist, to declare them publicly. Responsibility for the enforcement of these regulations rests with the current Compliance Officer, Kristina Bauer, Email: bauer@gbc-ag.de

Section 2 (VI) Responsibility for report

The company responsible for the creation of this/these analysis/analyses is GBC AG, with registered office in Augsburg, which is registered as a research institute with the responsible supervisory authority (Federal Financial Supervisory Authority or BaFin Marie-Curie-Str. 24-28, 60439 Frankfurt, Germany).

GBC AG is currently represented by its board members Manuel Hölzle (Chairman) and Jörg Grunwald.

The analysts responsible for this analysis are:

Cosmin Filker, Dipl. Betriebswirt (FH), Deputy Principal Analyst
Marcel Goldmann, M.Sc., M.A., Financial Analyst

Other person involved:

Manuel Hölzle, Dipl. Kaufmann, Chefanalyst

Section 3 Copyright

This document is protected by copyright. It is made available to you solely for your information and may not be reproduced or distributed to any other person. Any use of this document outside the limits of copyright law shall, in principle, require the consent of GBC or of the relevant company, should the rights of usage and publication have been transferred.

GBC AG
Halderstraße 27
D 86150 Augsburg
Tel.: 0821/24 11 33-0
Fax.: 0821/24 11 33-30
Internet: <http://www.gbc-ag.de>

E-mail: compliance@gbc-ag.de