

INTERIM STATEMENT
3RD QUARTER

20

17

GROUP KEY FIGURES (IFRS)

INCOME STATEMENT

EUR '000	9M 2017	9M 2016*	Δ
Group revenue	24,886	34,672	-28.2%
Sports Betting segment revenue	17,781	21,389	-16.9%
Casino segment revenue	5,418	11,702	-53.7%
B2B segment revenue	1,686	1,581	+6.6%
EBITDA	5,940	-1,546	n/a
EBIT	4,424	-2,407	n/a
Net profit/loss for the period	1,328	3,378	-60.8%
Earnings per share (basic, EUR)	0.05	0.11	-54.5%

* Group revenue, EBITDA and EBIT adjusted for contributions of pferdewetten.de AG, which was sold in June 2016

BALANCE SHEET

EUR '000	30.9.2017	31.12.2016	Δ
Balance sheet total	18,425	19,392	-5.0%
Shareholders' equity	9,013	7,649	+17.8%
Equity ratio	48.9%	39.4%	+9.5pp
Net financial debt	1,218	1,936	-37.1%
Cash and cash equivalents	260	528	-50.8%

CUSTOMERS AND SHOPS

	Q3 2017	2016	Δ
Registered customers	1,714,894	1,631,213	+83,681
Betting shops (in Germany)	144	153	-9

FOREWORD

Dear shareholders,



The mybet Group closed the current reporting period from 1 January to 30 September 2017 with consolidated revenue of EUR 24.9 million. The third quarter was therefore unable to break away from the trend that we have so far generated around one-fourth less revenue per quarter in the 2017 financial year than in the same quarter of the previous year. Of course, July and most of August saw the major European professional football leagues take their summer break, while the European Championship was held in 2016. Our casino offering in Greece was also blocked throughout the third quarter. However, our goal was to visibly reverse the trend in the third quarter despite these impediments and despite our very limited financial resources:

- We wanted to see a positive development in the customer values from the beginning of the football season. We achieved this both in September and in October with an improvement in the activity duration of new customers.
- However, we also wanted to achieve a clear increase in the total number of customers at the same time, so that improved customer behaviour would be reflected in the financial indicators, and thus unleash dynamic growth towards the end of the year. We have not achieved this yet. We had expected to achieve this despite the low financial resources available for marketing. But, with regard to the rest of the year, we now have to assume that we will not be able to achieve a quick, dynamic increase in customer numbers this year.

Therefore, we have had to lower our annual forecast for 2017 and also as a consequence an additional financing requirement arose in the current financial year. We firstly want to meet this in the short term by issuing a new convertible bond. Secondly, the company will be downsized:

With effect from January 2018, we will no longer have around 135 employees but only around 100. The necessary expenses are already included in the new EBIT forecast for 2017. Less the non-recurring expenses, our personnel costs will therefore sink by around 20 percent at the beginning of next year. As member of the Management Board, I have made a lot of changes to the mybet Group in the past few years, and "business as usual" is still not an option for me now. In particular, the World Cup is waiting for us in summer 2018, an event that we want to use to the maximum extent to acquire new customers. I therefore hope for your continued support in the fight for a better financial future for the mybet Group.

Berlin, 23 November 2017

With kind regards

A handwritten signature in black ink, appearing to read 'M. Peuler', written in a cursive style.

Markus Peuler

CEO of mybet Holding SE

1

DEVELOPMENT OF THE GROUP

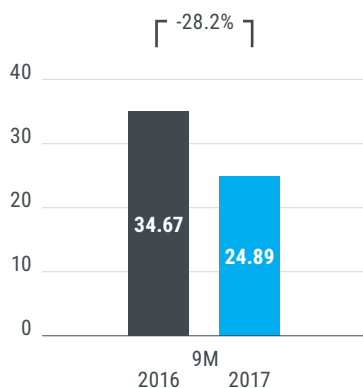
BUSINESS DEVELOPMENT

To improve comparability, all comparative prior-year figures reported below have been adjusted where necessary for the effects of the sale of pferdewetten.de AG in June 2016.

In the period from July to September 2017, the mybet Group went to great effort to continue the Attract. Engage. Retain. strategy programme. For example, the product range in the online casino was expanded by the inclusion of Microgaming games. Microgaming is a leading provider of casino games and has a very attractive offering for customers. In addition, the B2B business was expanded by a new partnership that took on the Austrian market. Through this partnership, we directly integrated seven land-based betting shops in various cities into our B2B services. Further betting shops will be added this year. The cooperation agreed with the German Bundesliga club Borussia Mönchengladbach provides a very promising platform for increasing brand awareness. Last but not least, the analysis of customer values has shown that the number of users still using our platform a month after their first activity in September and, after the current reporting period, in October, too, met our expectations and even surpassed them in the casino segment. In addition, the revenue per user is also above our target values.

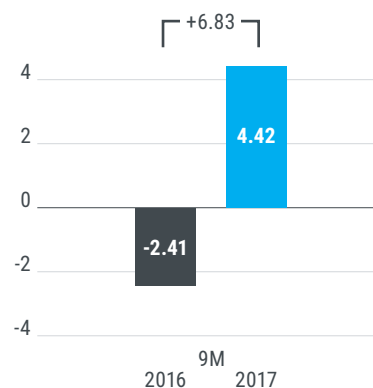
Group: Revenue development

EUR million



Group: EBIT development

EUR million



However, these positive developments were also countered among other things by the continued blocking of our online casino in Greece throughout the third quarter. This is the main reason for the revenue decline in the Group's Casino segment, which is taking a heavy toll even though the mybet Group resumed the offer in November (see supplementary report). In addition, mybet's ability to realise new marketing investments apart from the new cooperation with Borussia Mönchengladbach was again very restricted in the third quarter due to the limited financial resources. In particular the number of active online customers is unfortunately still at a level we are not satisfied with due to the ongoing restrictions in Greece, which has so far prevented a tangible increase in revenue. Similarly, the seasonal effect of the "football-free summer" also made an impact in the Group's Sports Betting segment in the third quarter. This phase began in the second quarter, but did not end until the start of the major European professional football leagues in August.

Primarily for these reasons, the mybet Group did not improve its overall revenue performance in the third quarter compared to the trend of the preceding quarters. Business performance in

the first nine months of the 2017 financial year therefore also failed to improve, remaining far below the comparative figures from the previous year that had been supported by the European Championships 2016, especially where consolidated revenue is concerned.

The economic performance of the mybet Group up to and including October 2017 resulted in an additional financing requirement in the 2017 financial year. After the end of the current reporting period, the Management Board of the Group's parent company, mybet Holding SE, therefore decided to issue a collateralised convertible bond of up to EUR 4.99 million. In addition to the financing measures, the mybet Group will reduce the number of employees by the end of the current financial year. By cutting jobs and not filling vacancies, the number of employees in the Group will be reduced from around 135 to approximately 100 by the end of the year. The Management Board expects staff costs to decrease by around 20 percent.

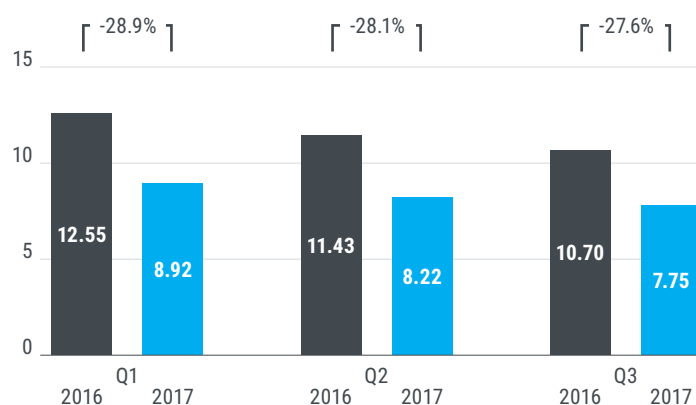
EARNINGS POSITION

REVENUE

In the first nine months of the 2017 financial year, the mybet Group generated consolidated revenue of EUR 24.9 million. This was 28.2 percent lower than the previous year's revenue (previous year: EUR 34.7 million).

Group: Revenue by quarter

EUR million

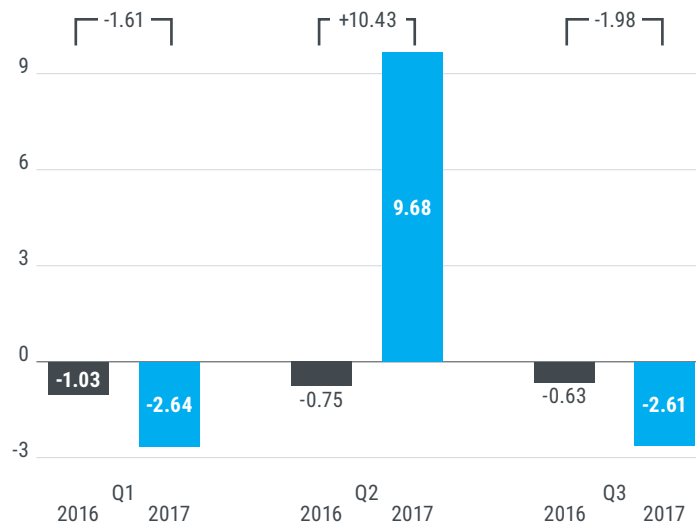


EARNINGS BEFORE INTEREST AND TAXES

The mybet Group's earnings before interest and taxes (EBIT) between January and September 2017, amounted to EUR 4.4 million. This was EUR 6.8 million higher than the same figure for the previous year (previous year: EUR -2.4 million). This considerable improvement was again driven mainly by the settlement payment received from the Westlotto court case in May 2017.

Group: EBIT by quarter

EUR million



FINANCIAL POSITION

CASHFLOW

In the first three quarters of the 2017 financial year, ongoing operations were financed by the proceeds from operating activities and by cash and cash equivalents (see Liquidity).

Cash flow before changes in working capital in the period from 1 January to 30 September 2017 was still clearly positive at EUR 6.0 million (previous year: EUR -2.2 million). The improved starting value affected cash flow from operating activities, which was likewise positive at EUR 2.5 million and significantly higher than the previous year's figure (previous year: EUR -6.4 million). The cash flow from investing activities was EUR -1.7 million (previous year: EUR 4.1 million). The cash flow from financing activities amounted to EUR -1.0 million (previous year: EUR -3.4 million).

Group: Cash flow

EUR '000	9M 2017	9M 2016
Cash flow before changes to working capital	6,014	-2,230
Cash flow from operating activities	2,466	-6,423
Cash flow from investing activities	-1,734	4,067
Cash flow from financing activities	-1,000	-3,398
Free cash flow	732	-2,356

LIQUIDITY

The mybet Group's total cash and cash equivalents amounted to EUR 0.3 million as at 30 September 2017. This figure was therefore back at the level of the end of the first quarter, as the mybet Group's operating activities continued to result in a continuous outflow of liquid funds.

Group: Liquidity

EUR '000	30.9.2017	30.6.2017	31.3.2017	31.12.2016
Liquidity	260	1,313	228	528

After the end of the reporting period, the Management Board increased cash and cash equivalents by raising a short-term collateralised loan of EUR 500,000. To cover the additional liquidity requirement arising from operating performance, the Management Board decided to issue a new collateralised convertible bond. Liens ("Pfandrechte") on a 60 percent share in the Personal Exchange International Ltd. (PEI) appointed according to Maltese law act as collateral. The PEI is the Maltese group company of mybet Group that stands in the centre of the operating business. By way of the convertible bond th mybet Group shall receive new liquid funds of up to EUR 4.99 million in the short term and in case of a successful placement. The exact volume of the funds inflow from the placement of the bond is not yet foreseeable at the time of the publication of this interim statement. However, individual investors have indicated to support the transaction and to subscribe to debentures in the amount of around half of the issue volume. The details of the issue as well as the related processes and risks are described in the preemptive rights offering. Further information are included in the terms of the bond as well.

2

DEVELOPMENT OF THE SEGMENTS

SPORTS BETTING

In the Group's Sports Betting segment, the mybet Group reports the development of the sports betting offering on the online platform (online sales channel) and at brick-and-mortar franchise betting shops (retail sales channel).

BETTING STAKES

In the first nine months of the year 2017 our customers placed stakes amounting to EUR 99.6 million with us. This corresponds to a decline of 12.9 percent compared to the previous year's figure (previous year: EUR 114.3 million). The development thus lead to a continuation of the overall negative trend of the previous quarters. However, the previous year's figure included the football European Championships and correspondingly in this year a full summer break especially in European professional football.

While in the retail business in the stationary betting shops a relatively stable development was achieved with regard to the stakes, the online stakes remained being considerably below the previous year's figures.

HOLD AND HOLD MARGIN

The hold, i.e. betting stakes less the calculated winnings, declined disproportionately compared to the stakes development, but remained within regular fluctuation margin taking into account our current business volume. With EUR 17.4 million our hold from sports betting in the first nine months of 2017 fell short of the previous year's figure by 15.6 percent (previous year: EUR 20.6 million).

Besides the unfortunately significantly lower hold in the sales channel online pursuant to the stakes we had to observe a decline in the sales channel retail, too, just as already seen in the first half-year. However, compared to the first half-year, an improvement was achieved.

The hold margin continued to be slightly below previous year's figure in accordance with the development of the hold.

Sports Betting: Key figures

EUR '000	9M 2017	9M 2016	Δ	Q3 2017	Q3 2016	Δ
Betting stakes	99,564	114,343	-12.9%	28,284	32,102	-11.9%
Online	39,693	52,756	-24.8%	11,297	13,836	-18.4%
Retail	59,871	61,587	-2.8%	16,987	18,266	-7.0%
Hold	17,425	20,644	-15.6%	5,631	6,425	12.4%
Online	4,403	6,513	-32.4%	1,422	2,027	-29.8%
Retail	13,022	14,131	-7.8%	4,209	4,398	-4.3%
Hold margin	17.5%	18.1%	-0.6 pp	19.9%	20.0%	-0.1 pp
Online	11.1%	12.3%	-1.2 pp	12.6%	14.7%	-2.1 pp
Retail	21.8%	22.9%	-1.1 pp	24.8%	24.1%	+0.7 pp

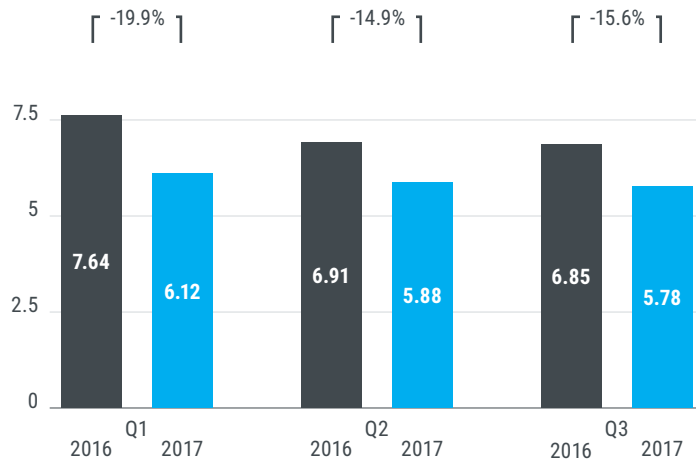
REVENUE AND EARNINGS

The source of revenue in the Sports Betting segment is the hold. In accordance with the hold development described above, our revenue in the Sports Betting segment fell to EUR 17.8 million in the first three quarters of 2017 (previous year: EUR 21.4 million). This equates to a decline of 16.9 percent.

The share of the Sports Betting segment in the mybet Group's consolidated revenue amounted to 71.5 percent (previous year: 61.7 percent).

Sports Betting: Revenue by quarter

EUR million



Our earnings before interest and taxes (EBIT) in the Sports Betting segment amounted to EUR -6.5 million in the period from January to September 2017 (previous year: EUR -2.6 million). The significant decline compared to the previous year is also due, besides the general revenue performance, to the change in the composition of revenue, which has been ongoing for several quarters: A decline in the share of the online sales channel and an increase in the share of the retail sales channel. This reduces EBIT, as the retail business has higher revenue-dependent costs and thus lower margins than the online business.

With regard to the third quarter the EBIT in the group segment Sports Betting was EUR -2.4 million (previous year: EUR -0.6 million).

CASINO

In the Group's Casino segment, the mybet Group reports the performance of the casino gaming offering on its online platform (online sales channel).

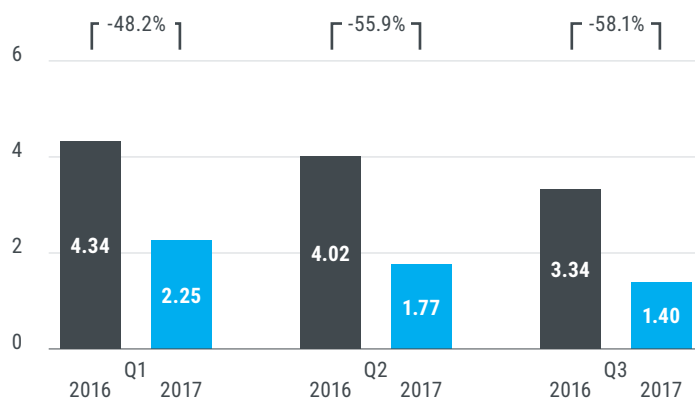
REVENUE AND EARNINGS

Between January and September 2017, revenue in the Group's Casino segment amounted to EUR 5.4 million (previous year: EUR 11.7 million). The sharp drop of 53.7 percent resulted primarily from the casino offering blocked in Greece, which did not go back into operation until November.

The share of the Casino segment in the mybet Group's consolidated revenue amounted to 21.8 percent in the first nine months of this financial year (previous year: 33.8 percent).

Casino: Revenue by quarter

EUR million



Earnings before interest and taxes (EBIT) in the Casino segment fell substantially year on year in line with the revenue development. In the current nine-month period, EBIT amounted to EUR -1.8 million (previous year: EUR 0.4 million).

With regard to the third quarter the EBIT in the group segment Casino was EUR -0.5 million (previous year: EUR 0.2 million).

B2B

In its B2B segment, the mybet Group reports the performance of the business in services for regional sports betting providers, currently for providers in Ghana and Belgium.

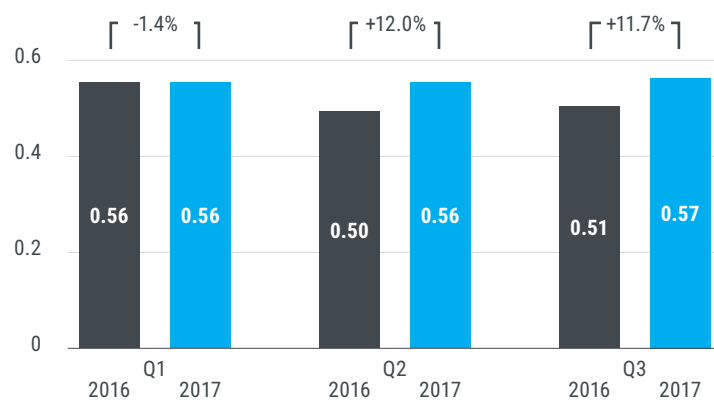
REVENUE AND EARNINGS

In the third quarter, we again increased revenue in the Group's B2B segment. In August, for example, we tapped into the Austrian market for our B2B business with a new partnership. As the partner already operates land-based betting shops in Austria, this new business began contributing revenue very quickly. In the first nine months of the 2017 financial year, segment revenue totalling EUR 1.7 million was generated (previous year: EUR 1.6 million). This equates to year-on-year revenue growth of 6.6 percent.

The share of the B2B segment in the mybet Group's consolidated revenue amounted to 6.8 percent (previous year: 4.6 percent).

B2B: Revenue by quarter

EUR million



Earnings before interest and taxes (EBIT) in the Group's B2B segment amounted to EUR 1.7 million in the reporting period (previous year: EUR 1.5 million) and thus continues to show the profitability of the business. This is due to the negligible share of costs incurred for current B2B activities.

With regard to the third quarter the EBIT in the group segment B2B was EUR 0.6 million (previous year: EUR 0.5 million).

3

FURTHER INFORMATION

SUPPLEMENTARY REPORT

On 10 November 2017 and thus after the end of the current reporting period, the mybet Group announced that the forecast for the financial performance indicators in the current financial year had been lowered. To aid understanding of this interim report, the forecast adjustment is described in the Forecast section.

In addition, we declared that our online casino offering in Greece had officially been reapproved by the Greek regulatory authority. This offering was accordingly put back into operation shortly after this decision.

Moreover, it was announced that mybet Holding SE has raised a short-term collateralised loan of EUR 500,000 in order to improve the very strained liquidity situation. This loan is collateralised by 10 percent of the shares in Personal Exchange International Ltd., the Maltese Group company at the centre of the mybet Group's operating activities.

On 13 November 2017, we were informed that a court case against Personal Exchange International Ltd. that had been ongoing in Slovenia for several years had been decided. Although the mybet Group still considers the verdict unfounded and an appeal is being considered, the verdict resulted in a current payment obligation of around EUR 227,000 plus interest of around EUR 64,000. mybet also has to bear the court costs, resulting in a current payment obligation of around EUR 295,000. This is another burden on the already strained liquidity situation. In contrast, the verdict only had a small negative effect on the mybet Group's earnings before interest and taxes (EBIT), as mybet had recognised a provision for the disputed claim.

As the economic performance in the 2017 financial year so far resulted in an additional financing requirement for the mybet Group's operating activities, the Management Board and Supervisory Board of mybet Holding SE decided to issue a convertible bond. The convertible bond has an issue volume of up to EUR 4.99 million, an interest rate of 6.25 percent per year and is collateralised by liens granted according to Maltese law for 60 percent of the shares in the Group company Personal Exchange International Ltd. The exact details and risks of the convertible bond are described in the subscription offer, which will be published in the German Federal Gazette on 24 November 2017. Further information is also included in the terms and conditions of the convertible bond, which will be published on mybet Holding SE's website, www.mybet-se.com.

FORECAST

As an effect of the general operational development in the year 2017 the Management Board of mybet Holding SE lowered the forecast for the key financial performance indicators of mybet Group in the financial year 2017.

The revenue and earnings forecast was adjusted to the generally lower overall business volume. In contrast, the forecast for the Group's liquidity at the end of the year directly depends on the result of the issue of the convertible bond 2017/2020. Therefore no new forecast for the Group's liquidity was available at the time of the publication of this interim statement.

Group: Forecast key financial performance indicators

EUR million	2016	Forecast 2017 (April)	Forecast 2017 (May)	Forecast 2017 (November)
Revenue	45.0	44.5 to 47.0	44.5 to 47.0	35.5 to 37.5
EBIT	-5.8	-3.2 to -2.7	4.5 to 5.5	2.5 to 3.0
Liquidity	0.5	0.3 to 1.0	1.0 to 2.0	n/a

REGULATORY CONDITIONS

During the reporting period the regulatory conditions as described in the Annual Report 2016 of mybet Group and updated in the Half-year Report 2017 remained basically unchanged.

OPPORTUNITIES AND RISK REPORT

Information on the material opportunities and risks that could affect the economic and financial situation of the mybet Group, and a description of the risk management system, can be found in the Opportunities and Risk Report in the mybet Group's annual report on the financial year 2016. The annual report has been published on our website at www.mybet-se.com in the section News & Publications > Financial Reports. The scale for assessing the probabilities of occurrence and the impact of the risks and opportunities is also explained there.

With the exception of the changes in or after the reporting period described below, the risks and opportunities cited in the annual report 2016 of mybet Group and updated in the half-year report 2017 are essentially unchanged.

Loss of the casino business in Germany (R2)

The loss of online casino products of the Amended German State Treaty on Gaming could as before – if, contrary to expectations, it holds up against the requirements of European law – lead to the loss of the earnings from the core market of Germany in the group's casino segment. The proceedings instituted by a competitor before the German Federal Court of Justice that were explained in opportunities and risk report for the 2015 annual report were not decided, as the competitor withdrew its application on appeal. In line with that, there has been no change arising from this action to the assessment of the risk of the loss of our casino business in Germany. However, a new evaluation mandate was issued by the Ministers-President of the German federal states on 28 October 2016 during the drafting of an amendment to the State Treaty on Gaming, which is intended to investigate how to deal with online casino offerings. What a future statutory regulation for online casinos will look like can currently be assessed, as there is currently a controversial political discussion taking place about this. In particular the Federal States of Hesse and Schleswig-Holstein have the opinion, that online casino offerings also should be admitted and regulated in the

future based on qualitative criteria to get a grip on the rampant black market. However, the evaluation report of the Federal States based on the evaluation mandate by the Conference of Ministers from October 2016 only states, without in depth review, that due to lack of empirical knowledge it cannot be decided if the goals of the GlüStV can be achieved better within a regulated online casino and poker market. After the end of the reporting period, however, the German Federal Administrative Court decided on the lawfulness of the ban of online casino in Germany, conforming the current regulation. At the time of the publication of this interim statement the opinion of the court was not available yet. Thus, a final assessment of the possible impact on the business activities of mybet Group is currently not possible. The risk of a loss of the casino business in Germany continues to exist unchanged on the basis of the available information. Based on the known current struggle for licensing it cannot be ruled out that the awarding of a licence for sports betting to mybet in the core market of Germany simultaneously would imply the separation of the casino offering from the platform.

The occurrence of this risk has to be rated as “unlikely” to “likely” and the possible impacts as “critical” with regard to the risk categorisation of the company. The Management Board therefore currently rates this risk as “high”.

The development of the general regulatory conditions in the European gambling environment shows a more liberal tendency overall. This produces a great many opportunities, as strong growth signals generally emerge from market liberalisation. Nevertheless, mybet is exposed in principle to the risk that planned sales or earnings are not generated, or are only generated in part, as a result of legislative changes in individual European countries. mybet counters these circumstances by focussing primarily markets in which the liberalisation process has been launched or already completed and the risk is accompanied as a result by significant opportunities for growth.

Liquidity risk (R3)

On 15 May 2017 the mybet Group reached a settlement with Westdeutsche Lotterie GmbH & Co. OHG (Westlotto), thus ending the ongoing court proceedings in relation to claims for damages brought by SWS Service GmbH, a company of the mybet Group, against Westlotto. As a result, the mybet Group received EUR 11.8 million in total in the second quarter, leading to additional cash and cash equivalents of around EUR 4.9 million after repayment of all obligations for the financing agreement directly related to the court proceedings. Due to the out-of-court settlement the opportunity of inflow of additional funds as described in the Annual Report 2016 has materialised.

To improve the very strained liquidity situation that is nevertheless a result of the overall business development of mybet Group, the Management board and the Supervisory Board of mybet Holding SE, which acts as holding company of mybet Group, on 10 November 2017 took out a short term collateralised bridge loan with a volume of EUR 500,000. In addition, on 17 November 2017 the Management Board and the Supervisory Board resolved on issuing a collateralised convertible bond 2017/2020 with a volume of up to EUR 4.99 million. At the time of the publication of this interim statement the exact volume of the proceeds from the bond issue is not foreseeable.

In the meantime mybet Holding SE was informed on 13 November 2017 about a court ruling that resulted in a short term payment obligation amounting to around EUR 295,000 (see Supplementary Report). This event represents an extraordinary unplanned negative effect on mybet Group's financial resources in line with the updated risk description "liquidity risk (R3)" described below:

Based on the business development of mybet Group as of today in the financial year 2017, the materialised strain from the court ruling and also in the case that the issue volume of the convertible bond 2017/2020 will be placed in full or partly and mybet Holding SE receives additional liquid funds, the assessment of liquidity risk as a "moderate" risk, nevertheless still applies with a "very unlikely" probability of occurrence but a "critical" impact in terms of the company's internal risk categorisation and the presentation in the Annual Report 2016. The basis for this assessment is that it is still the case that the mybet Group's financial resources cannot sustain extraordinary unplanned negative effects in 2017 and that such negative effects would represent a "critical" risk to the existence of mybet Group if it were not possible to implement additional financing measures. This assessment is going to last until further notice also with regard to the financial year 2018 and even in the case of a successful placement of the convertible bond 2017/2020.

Without prejudging the outcome, the Management Board is therefore continuing to examine all available options to improve the mybet Group's financial resources in an economically expedient way and limit the liquidity risk while also supporting the company's economic performance whenever the opportunity arises even beyond the year 2017. These options primarily include increasing equity or taking on new debt, e.g. by way of the issuing of a convertible bond as it has been decided recently.

Customer acceptance of the new product range (R4)

Given the relatively short time since launching the new online product platform, a conclusive assessment of the risk that a number of customers will not accept mybet's new online presence and extended product range and therefore switch to other service providers is not yet possible. In the first months after the full migration to the new online platform initial positive signals of good acceptance of the new offering could only be observed in the Casino segment due to the seasonal relatively low level of customer activity in sports betting. The number of customers that are still active with mybet one month after their first activity (in the casino segment and by now also in sports betting) showed a noticeable improvement in September and October when compared to e.g. April or also to a comparable period at times when the business was conducted via the legacy system. Therefore, the already noticed small positive trend in the customer behaviour seems to stabilise itself. The Management Board therefore still rates the probability of occurrence of this risk of poor overall customer acceptance of the new range as "unlikely" and its impact as "critical". It is therefore a "moderate" risk.

This risk was offset by the opportunity that the newly presented and expanded product range will be exceptionally well received by existing customers and a high number of new customers as well. Growth greater than forecast could thus be achieved. In the financial year 2017 this opportunity will not materialise. The number of customers being acquired based on the new platform is not extraordinary high or higher than planned as due to the very limited

financial leeway no significant additional marketing investments to enlarge the number of new customers could be applied in the financial year 2017.

All segments would be affected by the occurrence of the risk.

Gambling taxes in Germany (R11)

Since 1 July 2012, tax in the amount of five percent has had to be paid on the amounts spent by the customer to place a sports bet. The mybet Group declares the tax each month and pays the amounts to the nationally competent tax office. At the same time, however, mybet files an appeal against the tax return. The mybet Group has reached an agreement with the competent tax office in Frankfurt/Main III to suspend the appeal proceedings instituted concerning the tax returns already submitted and to be submitted in future until a decision is reached in a pending test case before the fiscal court. In the event that the gambling tax is unlawful, the mybet Group would have a claim against the Frankfurt/Main III tax office for compensation in the amount of EUR 25.8 million as at 30 September 2017 (EUR 22.1 million as at 31 December 2016). The Management Board estimates the probability of reimbursement of the gambling taxes paid as unlikely, while the impact would be critical on the basis of our internal risk categorisation in the sense of a positive effect of more than EUR 3.5 million. This results in a moderate assessment of the opportunity.

Should the gambling tax turn out to be unlawful the sports bet could then in principle be subject to German value added tax with effect from 1 January 2015, as then sports bets would not be subject to an exemption from the German value added tax. Which basis would then be used for the value added tax cannot currently be foreseen. If the hold was assumed to form the basis for the value added tax, the tax obligation would amount to around EUR 10.6 million as at 30 September 2017 (EUR 8.1 million as at 31 December 2016).

Especially the group segment sports betting would be affected by the occurrence of the risk as well as of the opportunity.

Casino offer in Greece (R12)

On account of an increase, previously non-existent in this form, of official formal objections to our casino offerings in Greece, mybet had to provisionally suspend its offer in the second half of 2016. Intensive exchanges have since taken place with the Greek authorities in order to resolve the objections and to reactivate the casino offering. The risk existed, however, that this would not prove successful within the 2017 financial year.

With the approval of the Greek supervisory authority to restart the operations received on 10 November 2017 this risk does no longer exist.

This was offset by the opportunity for higher earnings in the Casino segment compared to 2016 in excess of planning as a result of the swift resumption of activities. As stated in the half-year report 2017 of mybet Group already, this opportunity does no longer exist.

4

CONSOLIDATED FINANCIAL STATEMENTS

BALANCE SHEET

Assets

EUR '000	30.9.2017	31.12.2016
Non-current assets	11,740	11,463
I. Intangible assets	9,892	9,713
1. Goodwill	5,581	5,581
2. Other intangible assets	3,984	3,941
3. Properties under construction	327	192
II. Property, plant and equipment	545	500
1. Leasehold improvements	6	15
2. Other plant and equipment	539	460
3. Properties under construction	0	25
III. Financial assets	0	0
IV. Deferred taxes	1,302	1,251
Current assets	6,685	7,928
I. Inventories	158	202
II. Receivables and other assets	6,266	7,198
1. Trade accounts receivables/other receivables	1,423	1,294
2. Other financial assets	4,843	5,903
III. Cash and cash equivalents	260	528
Total assets	18,425	19,392

BALANCE SHEET

Shareholders' equity and liabilities

EUR '000	30.9.2017	31.12.2016
Shareholders' equity	9,013	7,649
I. Share capital	25,585	25,585
II. Capital reserve	12,388	12,353
III. Retained earnings	-28,961	-30,289
Shareholders' equity attributable to shareholders of mybet Holding SE	9,013	7,649
Non-current liabilities	2,520	3,444
1. Bonds	1,478	1,424
2. Loan liabilities	0	1,041
3. Deferred tax liabilities	1,042	980
Current liabilities	6,892	8,298
1. Trade accounts payable/other liabilities	3,216	4,109
2. Tax liabilities	1,031	1,064
3. Other financial liabilities	2,280	2,823
4. Other accrued expenses	109	52
5. Income tax liabilities	255	251
Total shareholders' equity and liabilities	18,425	19,392

INCOME STATEMENT

for the period 1 January to 30 September 2017

EUR '000	9M 2017	9M 2016 adjusted*
Revenue	24,886	34,672
Own work capitalised	1,372	1,319
Other operating income	12,503	1,408
Cost of materials	19,594	25,198
a) Commission charges	13,241	18,808
b) License fees	1,094	1,661
c) Gambling taxes	444	719
d) Bonus expenses	3,068	2,158
e) Payment transaction expenses	815	1,159
f) Other costs of materials	932	694
Personnel expenses	6,762	6,763
a) Wages and salaries	5,892	5,904
b) Social security contributions	871	859
Depreciations and amortisations	1,516	861
Other operating expenses	6,464	6,984
Operating income	4,424	-2,407
Other interest and similar income	16	7
Interest and similar expenses	3,001	351
Financial income	-2,984	-344
Earnings before taxes	1,439	-2,751
Taxes on income and profit	111	166
Net profit/loss for the period from continuing operations	1,328	-2,917
Net profit/loss for the period from discontinued operations	0	6,296
Net profit/loss for the period	1,328	3,378
Profit attributable to non-controlling interests	0	555
Profit attributable to shareholders of mybet Holding SE	1,328	2,823
Earnings per share (undiluted, EUR)	0.05	0.11
Earnings per share (diluted, EUR)	0.05	0.11

* The column "9M 2016 adjusted" includes the consolidated figures adjusted by the operative figures of the pferdewetten.de AG, deconsolidated in summer 2016.

INCOME STATEMENT

for the period 1 July to 30 September 2017

EUR '000	Q3 2017	Q3 2016 adjusted*
Revenue	7,748	10,698
Own work capitalised	421	391
Other operating income	230	264
Cost of materials	6,103	7,392
a) Commission charges	3,776	5,698
b) License fees	413	409
c) Gambling taxes	106	214
d) Bonus expenses	1,177	529
e) Payment transaction expenses	254	322
f) Other costs of materials	377	220
Personnel expenses	2,246	2,119
a) Wages and salaries	1,963	1,837
b) Social security contributions	283	282
Depreciations and amortisations	539	411
Other operating expenses	2,118	2,057
Operating income	-2,607	-626
Other interest and similar income	2	5
Interest and similar expenses	47	100
Financial income	-45	-95
Earnings before taxes	-2,652	-721
Taxes on income and profit	59	2
Net profit/loss for the period from continuing operations	-2,711	-723
Net profit/loss for the period from discontinued operations	0	-81
Net profit/loss for the period	-2,711	-804
Profit attributable to non-controlling interests	0	-1
Profit attributable to shareholders of mybet Holding SE	-2,711	-803
Earnings per share (undiluted, EUR)	-0.11	-0.03
Earnings per share (diluted, EUR)	-0.11	-0.03

* The column "Q3 2016 adjusted" includes the consolidated figures adjusted by the operative figures of the pferdewetten.de AG, deconsolidated in summer 2016.

COMPREHENSIVE INCOME STATEMENT

for the period 1 January to 30 September 2017

EUR '000	9M 2017	9M 2016 adjusted*
Net profit/loss for the period	1,328	3,378
Income and expenses recognized in other results	0	0
Total comprehensive income	1,328	3,378
thereof non-controlling interests	0	555
thereof shareholders of mybet Holding SE	1,328	2,823

* The column "9M 2016 adjusted" includes the consolidated figures adjusted by the operative figures of the pferdewetten.de AG, deconsolidated in summer 2016.

COMPREHENSIVE INCOME STATEMENT

for the period 1 July to 30 September 2017

EUR '000	Q3 2017	Q3 2016 adjusted*
Net profit/loss for the period	-2,711	-804
Income and expenses recognized in other results	0	0
Total comprehensive income	-2,711	-804
thereof non-controlling interests	0	-1
thereof shareholders of mybet Holding SE	-2,711	-803

* The column "Q3 2016 adjusted" includes the consolidated figures adjusted by the operative figures of the pferdewetten.de AG, deconsolidated in summer 2016.

CASH FLOW STATEMENT

for the period 1 January to 30 September 2017

EUR '000	9M 2017	9M 2016
Net profit/loss for the period	1,328	3,378
Depreciation and amortisation on intangible assets and property, plant and equipment	1,516	925
Loss/profit from disposal of non-current assets	10	0
Taxes on income and profit	111	166
Other interests and similar income	-16	-2
Interest and similar expenses	3,001	351
Profit from the disposal of discontinued operations	0	-337
Other non-cash expenses and income	65	61
Net profit pferdewetten.de AG before sale	0	-1,145
Reallocation gains on disposal pferdewetten.de AG	0	-5,628
Cash flow before changes to working capital	6,014	-2,230
Changes in inventories, receivables and other assets	873	-3,096
Changes in liabilities and other liabilities	-1,495	-887
Change in short-term accruals	58	127
Interests paid	-2,962	-208
Income taxes paid	-24	-129
Cash flow from operating activities	2,466	-6,423
Cash payments for investments in intangible assets and property, plant and equipment	-1,751	-2,857
Cash receipts from disposal of discontinued operations	0	6,924
Interest received	16	0
Cash flow from investing activities	-1,734	4,067
Payments for the redemption of bonds and loans	-4,000	-3,398
Cash receipts from issuing bonds and taking out loans	3,000	0
Cash flow from financing activities	-1,000	-3,398
Cash effective changes in cash and cash equivalents	-268	-5,754
Changes in cash and cash equivalents from exchange rate fluctuations and from discontinued operations	0	-569
Cash and cash equivalents at the start of the period	528	6,834
Cash and cash equivalents at the end of the period	260	509

SEGMENT REPORTING

for the period 1 January to 30 September 2017

9M 2017 EUR '000	Sports Betting	Casino	B2B	Total operating segments	Others	Total segments	Re- classifications	Total
Revenue	17,781	5,418	1,686	24,885	1	24,886	0	24,886
Other operating income	551	0	0	551	15,232	15,783	-1,908	13,875
Expenses (EBITDA costs)	-24,733	-7,262	0	-31,995	-816	-32,811	-10	-32,821
EBITDA	-6,401	-1,844	1,686	-6,559	14,417	7,858	-1,918	5,940
Depreciation and amortisation	-109	0	0	-109	-660	-769	-747	-1,516
EBIT	-6,510	-1,844	1,686	-6,668	13,757	7,089	-2,665	4,424
Net finance costs					-2,984	-2,984		-2,984
EBT								1,439
Taxes					-111	-111		-111
Net income from discontinued operations							0	0
Profit/loss for the period (IFRS)								1,328

for the period 1 January to 30 September 2016

9M 2016 EUR '000	Sports Betting	Casino	B2B	Total operating segments	Others	Total segments	Re- classifications	Total
Revenue	21,389	11,702	1,581	34,672	0	34,672	0	34,672
Other operating income	833	15	8	856	-1,175	-318	3,045	2,726
Expenses (EBITDA costs)	-24,542	-11,267	-74	-35,883	-2,541	-38,424	-520	-38,945
EBITDA	-2,320	451	1,515	-355	-3,716	-4,070	2,524	-1,546
Depreciation and amortisation	-312	-83	0	-395	-159	-555	-306	-861
EBIT	-2,632	367	1,515	-750	-3,875	-4,625	2,218	-2,407
Net finance costs					-344	-344		-344
EBT								-2,751
Taxes					-166	-166		-166
Net income from discontinued operations							6,296	6,296
Profit/loss for the period (IFRS)								3,378

FINANCIAL CALENDAR

23 November 2017 3rd Quarter Interim Statement

28 November 2017 Analysts' conference (German Equity Forum)

FUTURE-RELATED STATEMENTS

This Interim Statement contains future-related statements. These statements are based on the current information available to mybet at the time of compiling this Interim Statement. Such statements relating to the future are, however, subject to risks and uncertainty. If the underlying assumptions should not prove accurate or in the event of additional opportunities/risks arise – potentially beyond the sphere of influence of mybet – the actual results could differ from those forecast. mybet is therefore unable to give any guarantee for these particulars.

This Report is a translation of the German version. In case of uncertainties, the German version shall prevail.

IMPRINT

mybet Holding SE
Karl-Liebknecht-Straße 32
10178 Berlin

Tel. +49 (0)30 22 90 83-0
Fax +49 (0)30 22 90 83-150

www.mybet-se.com

CONTACT

Sebastian Bucher
Investor & Public Relations

mybet Holding SE
Karl-Liebknecht-Straße 32
10178 Berlin

Tel. +49 (0)30 22 90 83-161
Fax +49 (0)30 22 90 83-150

sebastian.bucher@mybet.com

mybet ^{SE}