

4finance Holding S.A.

Société anonyme

**Consolidated
Annual Report for the year
ended 31 December 2022**

**Address: 8-10, Avenue de la Gare, L-1610 Luxembourg, Grand Duchy of Luxembourg
RCS Luxembourg: B171.059**

Contents

	Page
Information on the Company	3
Consolidated Management Report	4
Financial Statements	
Consolidated Statement of Comprehensive Income	8
Consolidated Statement of Financial Position	9
Consolidated Statement of Cash Flows	10
Consolidated Statement of Changes in Equity	12
Notes to the Consolidated Financial Statements	13
Independent Auditor's Report	89

Rounding and Percentages

Some numerical figures included in these financial statements have been subject to rounding adjustments.

Accordingly, numerical figures shown for the same category presented in different tables may vary slightly, and numerical figures shown as totals in certain tables may not be an arithmetic aggregation of the figures that precede them.

In these financial statements, certain percentage figures have been included for convenience purposes in comparing changes in financial and other data over time. However, certain percentages may not sum to 100% due to rounding.

Information on the Company

Name of the Company	<i>4finance Holding S.A.</i>
Legal status	<i>Public limited liability company</i>
Number, place and date of registration	<i>B171.059, Luxembourg, Luxembourg, August 27, 2012</i>
Legal and postal address	<i>8-10, Avenue de la Gare, L-1610 Luxembourg, Grand Duchy of Luxembourg</i>
Board members and their positions	<i>Kieran Donnelly, Chairman of the Board of Directors, category B director James Etherington, category B director Fabrice Hablot, category A director Daniela Roca, category A director</i>
Reporting period	<i>01.01.2022–31.12.2022</i>
Information on shareholders	<i>4finance Group S.A. 100%</i>
Auditors	<i>PKF Audit & Conseil Sàrl 37, rue d'Anvers L-1130 Luxembourg</i>

Consolidated Management Report

4finance Holding S.A. (the "Company"), one of Europe's largest digital consumer lending groups, operating in 10 countries across Europe and Asia, presents its annual report including its audited annual accounts for the twelve month period ended 31 December 2022.

The share capital of the Company as at 31 December 2022 was EUR 35 750 thousand (31 December 2021: EUR 35 750 thousand), divided into 3 575 000 000 ordinary shares (31 December 2021: 3 575 000 000 shares) with nominal value of EUR 0.01 each (31 December 2021: EUR 0.01), fully paid via contribution-in-kind.

The Company is rated B2 by Moody's and B- by Standard & Poor's.

Important events in 2022 and future developments

The Company and its subsidiaries (collectively, "the Group") had a strong overall performance in 2022, with good customer demand and repayment dynamics and fundamental asset quality metrics that were stable across the business. TBI Financial Services delivered particularly strong growth and the Group entered the Philippines market and exited Poland as described below.

Online loan issuance volume was €629.2 million during the period, up 19% in continuing products (excluding acquisitions and disposals).

Near-prime portfolio development was aligned with the ability to sell those loans to TBI Financial Services. During the period, over €28 million of Lithuanian near-prime loan principal was sold to TBI Financial Services.

TBI Financial Services loan issuance volume during the period grew by 35% year-on-year to €706.2 million from €523.4 million in the prior period, with increased issuance in all products.

The cost to income ratio for the period improved significantly at 47.8% vs 57.6% in the prior period. Cost discipline and operational efficiency remain a focus both in the online business and banking business. Cost base in the online business grew mainly due to Philippines acquisition and at TBI Financial Services to support higher issuance, and investment in ongoing initiatives.

Significant acquisitions and disposals

The Group completed the acquisition of digital lender Online Loans Pilipinas Financing, Inc (OLP, Philippines), effective 1 April 2022, by purchasing its holding company, Betont Ltd Pte (Singapore). The Group acquired 100% of the business for EUR 6.6 million, with an additional EUR 5.0 million of funding to replace existing debt. A provision of EUR 8 million for the earn-out has been recognised in other liabilities. OLP is registered as a financing company with the Securities and Exchange Commission of the Philippines and offers both instalment and single payment loans with a range of related services.

In April, the Group sold its Polish business to local management for the consideration of €18 million in response to legislation proposed in the Polish parliament. The consideration is to be paid in instalments over three years. The loan extended to Soonly Finance Sp.z.o.o. (formerly Vivus Finance Sp.z.o.o.) by 4finance S.A. remains in place.

In July, following the sale of the Group's Polish business to local management, the Polish entity was formally released as a guarantor of the Group's 2025 and 2026 bonds. A separate corporate guarantee has been provided to 4finance SA by the Polish business.

Financing

The Group made market repurchases in the first three quarters of the year of €19.8 million notional of its EUR 2026 bonds and €13.3 million notional of its EUR 2025 bonds.

The Group made further repurchases of €17.1 million of its EUR 2026 bonds and €2.2 million of its EUR 2025 bonds in December 2022, taking the Group's treasury holdings to €47.5 million of its EUR 2026 bonds and €16.4 million of its EUR 2025 bonds. The majority of the December repurchases was as consideration for partial repayment by 4finance Group SA of its related party loan from 4finance Holding SA. Together with significant cash repayments, the loan was reduced to €27 million from €57 million in Q4.

The Group's EUR 2026 bonds were listed on the Oslo Stock Exchange on 24 October 2022.

Consolidated Management Report

Alongside the implementation of requirements for MREL (minimum requirement for own funds and eligible liabilities, set by the regulator for TBI Bank EAD) for banks in Bulgaria, TBI Financial Services has issued €20.7 million of MREL eligible instruments and intends to develop its MREL liabilities in line with balance sheet growth.

Dividend

4finance Holding SA declared and paid a dividend to its sole shareholder and parent 4finance Group S.A. of €15.0 million in July 2022 in respect of the 2021 financial year.

Regulatory changes

In April 2022 a new draft Bill for Amendments in Contracts and Obligations Act was submitted to the parliament in Bulgaria. The draft law includes a proposal to reduce the statutory interest rate for delayed payments, which may impact the APR cap for consumer loans under the Consumer Credit Act. Following the subsequent dissolution of the parliament, the draft law will have to be re-submitted. We continue to pay close attention to the process.

The Group had been engaged with the revision of the EU Consumer Credit Directive at multiple levels – at the European level as the process entered the trilogue stage, at the local level through membership of lending and fintech associations and through broad industry initiatives. On 2 December 2022, the European Parliament and the Council of the European Union reached a provisional agreement on the final draft of the Consumer Credit Directive (CCD), which is yet to be made public.

Future developments

Going in to 2023 the Group intends to:

- Grow and optimise its core online markets to retain profitability in the online business
- Pilot and develop new products for core markets
- Continue to selectively search for high-quality joint-venture opportunities and acquisition targets
- Continue to simplify its corporate structure to become leaner and more efficient
- Develop its near-prime lending in lock-step with TBI Bank and the funding opportunities it presents
- Manage the profitable growth at TBI Bank.

Review and development of the Group's business and financial position

In connection with the sale of the Poland business in April 2022, the results of operations in this segment, and of its disposal, are reflected separately as discontinued operations in the consolidated statement of profit or loss for the period and prior year.

Interest income for the twelve months ended 31 December 2022 amounted to EUR 311 100 thousand, compared with EUR 246 216 thousand in 2021, which represents an increase of 26%.

Total 4finance Group value of loan principal issued (including Philippines) increased by 33% in the period, delivering growth in the average balance of net receivables and interest income. The income yield increased in 2022 with greater contribution from higher rate shorter-term loans and sale of near-prime loans to TBI Financial Services.

TBI Financial Services loan book has continued to grow, particularly in Romania, with an increase of 42% in average net receivables year-on-year.

The TBI Financial Services interest income growth of 29% was driven by a loan issuance volume increase of 35% comparing to the previous period, contributing a year-on-year increase of EUR 32 242 thousand in interest income.

The balance of outstanding net loans at the end of 2022 was EUR 846 379 thousand, a 29% increase compared with EUR 658 119 thousand as of 31 December 2021, mainly coming from growth in TBI

Consolidated Management Report

Financial Services. As at 31 December 2022 TBI Financial Services contributed EUR 707 121 thousand of net receivables, an increase of 46% from prior period end.

Operating costs increased by 14% year-on-year. The costs for the 4finance Group increased year-on-year due to acquisition of Philippines, which contributed c.€8 million of costs, with cost reductions for the remainder of the online business. At TBI Financial Services, higher personnel costs and professional services costs supported growing revenue and geographical expansion.

Foreign exchange movements resulted in a net loss of EUR 11 781 thousand for the year 2022 mainly from hedging and swap costs in PLN, CZK and RON against EUR. In the prior period there was a net foreign exchange loss of EUR 3 618 thousand.

Net impairment charges were EUR 90 652 thousand compared to EUR 53 415 thousand for the twelve months ended 31 December 2021.

Gross impairment charges increased vs twelve months ended 31 December 2021 due to significantly higher portfolio (gross portfolio increased by 26% year-on-year). Asset quality indicators remain good at product level across the business with changes in impairment charges and cost of risk mainly due to changing portfolio mix.

The Group's profit before tax for the period ended 31 December 2022 amounted to EUR 48 897 thousand, a significant increase from EUR 31 326 thousand profit reported for the twelve months ended 31 December 2021.

Principal risks and uncertainties

4finance applies Group-level policies for overall risk management, and there are Group policies covering specific areas such as credit risk, liquidity risk, market risks, operational risks and capital management risks.

A more detailed description of risk management is available in Note (4) Risk management of these Financial Statements.

Corporate Governance

In March 2022, in light of the changes in the shareholding it was decided to dissolve the 4finance Group S.A. Supervisory Board, leaving the Management Boards of 4finance Group S.A. and the Company as the top level of corporate governance bodies.

Regulatory compliance is a vital part of the Group's operations and is taken very seriously throughout the business. As a responsible lender, the Group plays an active role in industry associations in several of its markets to support development of appropriate regulation.

The Executive Committee works with the senior leaders across the Group to promote and foster a corporate culture of the highest ethical standards, internal controls and legal compliance.

Ownership

In April 2022, the Group announced that its former largest beneficial owner Vera Boiko had completed their divestment. The divestment process and initial sales were set out in an announcement on 21 March 2022. The final sales introduced four new minority shareholders, each owning less than 10% of the business. Vera Boiko is no longer the beneficial owner of any shares in 4finance. Following this transaction, the largest shareholder (29.47%) is Edgars Dupats, with all other shareholders holding less than 10%.

Consolidated Management Report


Important events after the balance sheet date

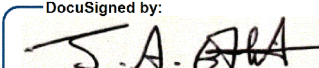
Changes in management

Marek Kujawa, Group's Chief Risk Officer left the Group at the end of February 2023 to pursue other opportunities. The various Risk functions will now report to Group Chief Data Monetisation Officer, Chief Financial Officer and Chief Executive Officer. The Group will no longer have the separate role of Chief Risk Officer. The Group Chief Data Monetisation Officer, Artem Alatorsev, joined the executive committee in March 2023.

Acquisitions

In December 2022, the Group entered into a joint venture for online lending in the United Kingdom. Lending operations were commenced in February 2023.

DocuSigned by:

A4D10C0105B0486...
Niall Donnelly
Chairman of the Board of Directors

DocuSigned by:

77D2C1968FB04E2...
James Livingston
Member of the Board of Directors

27 April 2023

Consolidated Statement of Comprehensive Income

	Note	2022 EUR'000	2021 EUR'000 Restated
Continuing operations			
Interest income	6	311 100	246 216
Interest expense	7	(44 705)	(47 445)
Non-recurring finance income	8	2 591	3 730
Net interest income		268 987	202 502
Fee and commission income	9	40 368	29 537
Fee and commission expense	10	(7 695)	(9 779)
Other operating income	11	7 481	6 365
Non-interest income		40 155	26 123
Operating income		309 142	228 625
Operating costs	12	(158 907)	(138 871)
Other income		1 509	1 352
Non-recurring expense	13	(413)	(2 746)
Net foreign currency loss	14	(11 781)	(3 618)
Pre-provision operating profit		139 549	84 741
Net impairment losses	15	(90 652)	(53 415)
Profit before tax		48 897	31 326
Income tax for the reporting period	16	(14 218)	(10 825)
Profit from continuing operations		34 679	20 501
Profit from discontinued operations, net of tax	17	6 949	10 786
Profit for the period		41 628	31 287
<i>Profit attributable to:</i>			
Equity holders of the Group		41 628	31 287
Profit		41 628	31 287
Other comprehensive income			
<i>Items that will not be reclassified to profit or loss</i>			
Equity investments at FVOCI – net change in fair value		(1 062)	1 245
		(1 062)	1 245
<i>Items that are or may be reclassified subsequently to profit or loss</i>			
Net losses on debt instruments at FVOCI		(5 444)	(2 136)
Foreign currency translation differences on foreign operations		1 622	(3 722)
		(3 822)	(5 858)
Other comprehensive loss, net of tax		(4 884)	(4 613)
Total comprehensive income for the period		36 744	26 674
<i>Total comprehensive income or loss attributable to:</i>			
Equity holders of the Group		36 744	26 674

The accompanying notes on pages 13 to 88 form an integral part of these consolidated financial statements.

DocuSigned by:

A4D10C0105B0486...
Brian Donnelly

Chairman of the Board of Directors

27 April 2023

DocuSigned by:

77D2C1968FB04E2...
James Etherington

Member of the Board of Directors

Consolidated Statement of Financial Position

	Note	31.12.2022 EUR'000	31.12.2021 EUR'000
Assets			
Cash and cash equivalents	18	221 568	179 995
Placements with other banks		35 712	16 906
Derivatives		5 017	2 053
Gross receivables due from customers		943 741	750 660
Allowance for impairment		(97 362)	(92 541)
Net receivables due from customers	19	846 379	658 119
Net investments in finance leases	20	1 881	2 033
Debt and equity investments	21	67 719	53 450
Net loans to related parties	22	28 807	58 985
Net loans to other parties	22	29 592	1 918
Other assets	23	52 379	16 050
Investments in associates and joint ventures	24	1 258	1 380
Prepaid expenses		3 521	3 541
Property and equipment	25	18 211	18 101
Intangible assets	26	17 091	11 466
Goodwill	26	27 582	15 856
Tax assets		3 805	5 776
Deferred tax assets	27	11 537	12 505
Total assets		1 372 060	1 058 133
Liabilities			
Loans and borrowings	28	284 766	312 956
Deposits from banks	29	—	6 668
Deposits from customers	30	781 672	482 147
Income tax liabilities	16	6 815	5 115
Derivatives		6 543	2 602
Other liabilities	31	93 635	71 808
Total liabilities		1 173 430	881 296
Share capital	32	35 750	35 750
Retained earnings		193 630	168 064
Other components of equity	32	(30 750)	(26 977)
Total equity attributable to equity holders of the Company		198 630	176 837
Total equity		198 630	176 837
Total shareholder equity and liabilities		1 372 060	1 058 133

The accompanying notes on pages 13 to 88 form an integral part of these consolidated financial statements.

DocuSigned by:




A4D10C0105B0486...

Kieran Donnelly

Chairman of the Board of Directors

DocuSigned by:



77D2C1968FB04E2...

James Etherington

Member of the Board of Directors

27 April 2023

Consolidated Statement of Cash Flows

	2022	2021
Note	EUR'000	EUR'000
Cash flows from operating activities		
Profit before tax from continuing operations	48 897	31 326
Profit before tax from discontinued operations	9 059	20 113
Profit before taxes	57 955	51 439
Adjustments for:		
Depreciation and amortisation	7 274	7 306
Impairment of goodwill and intangible assets	(83)	(372)
Net loss on foreign exchange from borrowings and other monetary items	646	11 314
Impairment losses on loans	115 203	91 002
Reversal of provision on debt portfolio sales	(15 425)	(17 514)
Write-off and disposal of intangible and property and equipment assets	3 922	605
Interest income from non-customers loans	(10 051)	(7 527)
Interest expense on loans and borrowings and deposits from customers	44 736	47 358
Non-recurring finance (income)	(2 591)	(5 137)
Other non-cash items, including loss/(gain) on disposals	2 290	(1 825)
Profit before adjustments for the effect of changes to current assets and short-term liabilities	203 876	176 649
Adjustments for:		
Change in financial instruments measured at fair value through profit or loss	977	(3 116)
(Increase) in other assets (including TBI statutory reserve, placements & leases)	(57 470)	(17 646)
Increase in accounts payable to suppliers, contractors and other creditors	21 391	11 485
Operating cash flow before movements in portfolio and deposits	168 774	167 372
Increase in loans due from customers	(366 071)	(240 771)
Proceeds from sale of portfolio	39 761	35 752
Increase in deposits (customer and bank deposits)	292 857	90 281
Deposit interest payments	(11 037)	(7 894)
Gross cash flows from operating activities	124 284	44 740
Corporate income tax (paid), net of refunds received	(13 021)	(1 378)
Net cash flows from operating activities	111 263	43 362
Cash flows from / (used in) investing activities		
Purchase of property and equipment and intangible assets	(15 764)	(5 671)
Net cash from (Purchase) / Sale of financial instruments	(18 591)	24 411
Other / related party loans issued	(1 082)	(1 900)
Other / related party loans repaid	6 715	—
Interest received on other / related party loans	20 871	7 004
(Acquisition) / Sale of equity investments, net	(1 063)	5 004
Disposal of subsidiaries, net of cash disposed	(8 668)	(386)
Acquisition of subsidiaries, net of cash acquired	(9 977)	—
Net cash flows from / (used in) investing activities	(27 559)	28 462


Consolidated Statement of Cash Flows


	Note	2022 EUR'000	2021 EUR'000
Cash flows from / (used in) financing activities			
Loans received and notes issued		21 722	10 000
Repayment and repurchase of loans and notes		(31 839)	(32 785)
Interest payments		(32 029)	(33 118)
Costs of notes issuance/amendment		(87)	(5 504)
FX hedging margin		(1 732)	7 140
Payment of lease liabilities		(3 529)	(3 756)
Dividend payments		(15 000)	—
		(62 494)	(58 023)
<i>Net cash flows used in financing activities</i>			
Net increase in cash and cash equivalents		21 210	13 801
Cash and cash equivalents at the beginning of the period		134 161	120 592
Effect of exchange rate fluctuations on cash		179	(232)
Cash and cash equivalents at the end of the period	18	155 550	134 161
Minimum statutory reserve	18	66 018	45 834
Total cash on hand and cash at central banks	18	221 568	179 995

Major Non-Cash Items

Other non-cash items include equity-settled employee compensation program costs of EUR 49 thousand (2021: EUR 200 thousand).

The accompanying notes on pages 13 to 88 form an integral part of these consolidated financial statements.

DocuSigned by:

 A4D10C0105B0486...
 Kieran Donnelly
 Chairman of the Board of Directors

DocuSigned by:

 77D2C1968FB04E2...
 James Lurichigwa
 Member of the Board of Directors

27 April 2023

Consolidated Statement of Changes in Equity

	Share capital	Reorganization reserve	Currency translation reserve	Share based payment reserve	Obligatory reserves	Fair value reserve of financial assets at FVOCI	Retained earnings	Total equity attributable to shareholders of the Company	Non-controlling interests	Total equity
Group	EUR'000	EUR'000	EUR'000	EUR'000	EUR'000	EUR'000	EUR'000	EUR'000	EUR'000	EUR'000
1 January 2021	35 750	(31 240)	2 545	1 942	3 239	(2 897)	140 624	149 963	(2)	149 961
Total comprehensive income										
Profit for the reporting period	—	—	—	—	—	—	31 287	31 287	—	31 287
Reclassification of Other comprehensive income (OCI)	—	—	—	—	—	3 847	(3 847)	—	—	—
Other comprehensive income (OCI)	—	—	(3 722)	—	—	(891)	—	(4 613)	—	(4 613)
Transactions with shareholders recorded directly in equity										
Share based payment reserve (Note 36)	—	—	—	200	—	—	—	200	—	200
Changes in ownership interests										
Disposal of subsidiary with NCI	—	—	—	—	—	—	—	—	2	2
31 December 2021	35 750	(31 240)	(1 177)	2 142	3 239	59	168 064	176 837	—	176 837
1 January 2022	35 750	(31 240)	(1 177)	2 142	3 239	59	168 064	176 837	—	176 837
Total comprehensive income										
Profit for the reporting period	—	—	—	—	—	—	41 628	41 628	—	41 628
Other comprehensive income (OCI)	—	—	1 622	—	—	(6 506)	—	(4 884)	—	(4 884)
Reclassification of Other comprehensive income (OCI)	—	—	—	—	—	1 062	(1 062)	—	—	—
Transactions with shareholders recorded directly in equity										
Share based payment reserve (Note 36)	—	—	—	49	—	—	—	49	—	49
Dividends	—	—	—	—	—	—	(15 000)	(15 000)	—	(15 000)
31 December 2022	35 750	(31 240)	445	2 191	3 239	(5 385)	193 630	198 630	—	198 630


The accompanying notes on pages 13 to 88 form an integral part of these consolidated financial statements.

DocuSigned by:



A4D10C0105E0486...
James Etherington

DocuSigned by:



77D2C1968FB04E2...
James Etherington

Chairman of the Board of Directors

Member of the Board of Directors

27 April 2023

Notes to the Consolidated Financial Statements

(1) Reporting entity

4finance Holding S.A. (the "Company") is incorporated and registered in Luxembourg. The Company is the holding company for several subsidiaries in Europe, Asia and South America (together referred to as the "Group"). The Group entities have provided loans to millions of customers. Currently, the Group operates in Bulgaria, Czech Republic, Latvia, Lithuania, Romania, Greece, Spain, Philippines and Sweden, with Denmark, Argentina and Armenia, being in wind-down mode. The Group sold its businesses in Poland in 2022.

The Group holds banking subsidiaries in Bulgaria, Romania and Greece (together referred to as the "TBI Financial Services", formerly "TBIF Group") that focus on banking and retail lending servicing individuals and small to medium-sized enterprises. TBI Financial Services also includes online business in Bulgaria.

The Group companies, excluding TBI Financial Services, together are referred to as "4finance Group". Details of 4finance Group and TBI Financial Services are disclosed separately in these financial statements where appropriate, in-line with how the management of the Group analyses information.

The Group financial statements form part of the parent company, 4finance Group S.A., consolidated financial statements. The consolidated financial statements of the parent company, 4finance Group S.A., are available upon request at 8-10, Avenue de la Gare, L-1610 Luxembourg, Grand Duchy of Luxembourg.

(2) Basis of preparation

(a) Statement of Compliance

These consolidated financial statements have been prepared in accordance with International Financial Reporting Standards as adopted by the EU (further "IFRS").

These consolidated financial statements were approved by the Company's Board of Directors on 27 April 2023. The shareholders have the power to reject the financial statements prepared and presented by the Board of Directors, and the right to request that new financial statements be prepared.

The Company prepares separate financial statements for statutory purposes in accordance with the relevant Luxembourg legislation.

(b) Basis of Measurement

After considering the operating environment and uncertainties in the Group's various countries, management believes the going concern basis of accounting to be appropriate for these financial statements.

The financial statements have been prepared on a going concern basis as the directors are satisfied that the Group has adequate resources to continue in business for the foreseeable future. Forecasting and stress testing has been performed with various assumptions modelled for a range of scenarios. The stress testing covered credit losses and the level of originations. The directors are of the opinion that the Group continues to be a going concern under both the base and stressed scenario.

The financial statements have been prepared on an historical cost basis, except for the following: debt and equity instruments and financial assets and liabilities measured at fair value through profit or loss or other comprehensive income (including derivative instruments).

The preparation of financial statements in conformity with IFRS requires the use of certain critical accounting estimates. It also requires management to exercise its judgement in the process of applying the Group's accounting policies. The areas involving a higher degree of judgement or complexity, or areas where assumptions and estimates are significant to the consolidated financial statements, are disclosed in Note 5. Management have assessed all the main risks and considers it appropriate to adopt the going concern basis of accounting in preparing these financial statements.

Notes to the Consolidated Financial Statements

(2) Basis of preparation (continued)

(c) Functional and presentation currency

The consolidated financial statements are presented in thousands of Euro (EUR), unless stated otherwise. EUR is chosen as the presentation currency since most of the Group's operational activities are based in the European Union. Group companies operate in the functional currencies of Euro (EUR), United States Dollar (USD), Swedish Krona (SEK), Danish Krone (DKK), Polish Zloty (PLN), Georgian Lari (GEL), Czech Koruna (CZK), Bulgarian Lev (BGN), Romanian New Lev (RON), Philippine Peso (PHP), Argentine Peso (ARS), Dominican Peso (DOP), Armenian Dram (AMD) respectively. The Company's functional currency is EUR.

(3) Significant accounting policies

The accounting policies set out below have been applied consistently to all periods presented in these consolidated financial statements except for the new standards and pronouncements of the International Accounting Standards Board which are applied when they become effective.

(i) Basis of Consolidation

(i) Subsidiaries

Subsidiaries are those enterprises controlled by the Group. The Group controls an entity when it is exposed to, or has rights to, variable returns from its involvement with the entity and has the ability to affect those returns through its power over the entity. The financial statements of subsidiaries are included in the consolidated financial statements from the date that control effectively commences until the date that control effectively ceases.

(ii) Transactions eliminated on consolidation

Intra-group balances and transactions, and any unrealised gains/losses arising from intra-Group transactions, are eliminated in preparing the consolidated financial statements.

(iii) Business combinations

Business combinations are accounted for using the acquisition method when control is transferred to the Group. The consideration transferred in the acquisition is generally measured at fair value, as are the identifiable net assets acquired. Any goodwill that arises as the difference between consideration transferred and the fair value of identifiable net assets acquired is tested annually for impairment. Transaction costs are expensed as incurred, except if they are related to the issue of debt or equity securities. The consideration transferred does not include amounts related to the settlement of pre-existing relationships. Such amounts are generally recognised in profit or loss. Any contingent consideration is measured at fair value at the date of acquisition.

(iv) Discontinued operation

A discontinued operation is a component of the Group's business, the operations and cash flows of which can be clearly distinguished from the rest of the Group that either has been disposed of, or is classified as held for sale, and:

- represents a separate major line of business or geographical area of operations,
- is part of a single co-ordinated plan to dispose of a separate major line of business or geographical area of operations, or
- is a subsidiary acquired exclusively with a view to resale.

Classification as a discontinued operation occurs at the earlier of disposal or when the operation meets the criteria to be classified as held-for-sale.

When an operation is classified as a discontinued operation, the comparative statement of profit or loss and OCI is re-presented as if the operation had been discontinued from the start of the comparative period.

Notes to the Consolidated Financial Statements

(3) Significant accounting policies (continued)

(ii) Goodwill

Goodwill represents the excess of the cost of an acquisition over the fair value of the Group's share of the net identifiable assets of the acquired subsidiary and/or associate at the date of acquisition. Goodwill on acquisition of subsidiaries is included in intangible assets. In respect of equity-accounted investees, the carrying amount of goodwill is included in the carrying amount of the investment in the associates.

Goodwill is allocated to cash-generating units and is stated at cost less accumulated impairment losses.

Goodwill is tested for impairment annually or more frequently if events or changes in circumstances indicate that it might be impaired and is carried at cost less accumulated impairment losses. Any impairment expense is recognised immediately as an expense and is not subsequently reversed. Gains or losses on the disposal of an entity include the carrying amount of goodwill relating to the entity sold.

Negative goodwill arising on an acquisition is recognised immediately in profit or loss.

(iii) Foreign currency

(i) Foreign currency transactions

Transactions in foreign currencies are translated into the respective functional currency of the operation at the exchange rate published by the Central Bank of the country of operation or the European Central Bank or Bloomberg for euro zone countries at the date of the transaction. Monetary assets and liabilities denominated in foreign currencies at the reporting date are retranslated into the functional currency at the spot exchange rate at that date. The foreign currency gain or loss on monetary items is the difference between amortised cost in the functional currency at the beginning of the period, adjusted for effective interest and payments during the period, and the amortised cost in foreign currency translated at the exchange rate at the end of the period.

Non-monetary assets and liabilities that are measured in terms of historical cost in a foreign currency are translated using the exchange rate at the date of the transaction. Foreign currency differences arising on retranslation are recognised in the statement of comprehensive income.

Notes to the Consolidated Financial Statements

(3) Significant accounting policies (continued)

Monetary assets and liabilities denominated in foreign currencies at the reporting date are retranslated into EUR using the following exchange rates:

31 December 2022		31 December 2021	
SEK	0.08991	SEK	0.09756
DKK	0.13447	DKK	0.13447
PLN	0.21364	PLN	0.21754
GBP	1.12748	GBP	1.19008
CZK	0.04147	CZK	0.04023
GEL	0.34746	GEL	0.28539
BGN	0.51130	BGN	0.51130
GIP	1.12748	GIP	1.19008
USD	0.93756	USD	0.88292
RON	0.20204	RON	0.20206
AMD	0.00238	AMD	0.00184
ARS	0.00527	ARS	0.00855
DOP	0.01661	DOP	0.01541
PHP	0.01686	PHP	—
SGD	0.69930	SGD	—

The Bulgarian Lev is pegged to the Euro.

(ii) Foreign operations

The assets and liabilities of foreign operations are translated into EUR, the Group's presentation currency, exchange rates used at the reporting date are set by the Central Bank of the country of operation or the European Central Bank or given by Bloomberg for euro zone countries, exchange rates at the reporting dates are specified in the table above. The income and expenses of foreign operations are translated into the Company's functional currency at exchange rates at the transaction date. Foreign currency retranslation differences are recognized in other comprehensive income.

Foreign exchange gains or losses arising from a monetary item receivable from, or payable to, a foreign operation, the settlement of which is neither planned nor likely to occur in the foreseeable future and which in substance is considered to form part of the net investment in the foreign operation, are recognised directly in the foreign currency translation reserve.

(iv) Share-based payment transactions

The Parent of the Group operates an equity-settled, share-based compensation plan, under which both the Parent and the Group receive services from employees as consideration for equity instruments (options) of the Parent. The fair value of the employee services received in exchange for the grant of the options is recognised as an expense. The total amount to be expensed is determined by reference to the fair value of the options at the grant date.

At the end of each reporting period, the Group revises its estimates of the number of options that are expected to vest based on the non-market vesting conditions and service conditions. It recognises the impact of the revision to original estimates, if any, in the income statement, with a corresponding adjustment to equity.

In addition, in some circumstances employees may provide services in advance of the grant date and therefore the grant date fair value is estimated for the purposes of recognising the expense during the period between service commencement period and grant date.

Notes to the Consolidated Financial Statements

(3) Significant accounting policies (continued)

The grant by the Parent of options over its equity instruments to the employees of the Group is treated as an equity contribution presented in Equity position Share based payment reserve.

(v) Cash and cash equivalents

Group cash and cash equivalents comprise of call deposits in banks that are subject to insignificant risk of changes in their fair value, and are used by the Group in the management of its short-term commitments.

For the purposes of the cash flow statement, TBI Financial Services's cash and cash equivalents comprise cash on hand, cash held with central banks, cash in nostro accounts held with other banks, as well as term deposits with banks with original maturity of less than three months.

(vi) Financial Instruments

(i) Recognition

Financial assets and liabilities are recognized in the statement of financial position when the Group becomes a party to the contractual provisions of the instrument. All regular purchases of financial assets are accounted for at the settlement date.

(ii) Classification and Measurement

A financial asset or liability is initially measured at its fair value plus, in the case of a financial asset or liability not at fair value through profit or loss, transaction costs that are directly attributable to the acquisition or issue of the financial asset or liability.

The Group's assessment on particular asset classification is based on the Group's business model on how a particular asset is managed and based on contractual cash flow characteristics of that asset. At initial recognition the Group, as prescribed by IFRS 9, distributes all financial assets into 3 measurement categories:

- Amortised cost (AC) - The amount at which the financial asset is measured at initial recognition minus the principal repayments, plus or minus the cumulative amortisation using the effective interest method of any difference between that initial amount and the maturity amount and adjusted for any loss allowance
- Fair value through other comprehensive income (FVOCI) - Financial asset measured at fair value with unrealized changes in fair value recognized in other comprehensive income
- Fair value through profit or loss (FVTPL) - Financial asset measured at fair value with realized and unrealized changes in fair value recognized in profit or loss.

Purchased or originated credit-impaired financial assets require special AC measurement treatment. For third party purchased credit-impaired financial assets AC measurement, a credit adjusted effective interest rate (EIR) is applied, meaning that projected future cash-flows need to include expected cash losses compared to contractual cash flow amounts.

Subsequent to initial recognition, financial assets, including derivatives that are assets, are measured at their fair values, without any deduction for transaction costs that may be incurred on sale or other disposal, except for loans and receivables that are measured at amortised cost using the effective interest method.

All financial liabilities, other than those designated at fair value through profit or loss, are measured at amortised cost. Amortised cost is calculated using the effective interest rate method. Premiums and discounts, including initial transaction costs, are included in the carrying amount of the related instrument and amortised based on the effective interest rate of the instrument.

(iii) Business model assessment

The Group's financial assets are managed together to fulfil the business objectives set by the Group's management team and financial assets are divided into following business models:

Notes to the Consolidated Financial Statements

(3) Significant accounting policies (continued)

- Held to collect - Financial assets are managed to realize cash flows by collecting payments of principal and interest over life of the instrument. Asset sales are very rare or insignificant relative to the size of portfolio
- Held to collect and sell - Objectives under this model are achieved by both collecting contractual cash flows and selling of financial assets
- Other - Portfolios of financial assets that are managed with the objective of realizing cash flow through sales whose performance is evaluated on fair value basis or are held-for-trading.

(iv) *Assessment of whether contractual cash flows are solely payments of principal and interest (SPPI)*

A financial asset is classified as measured at amortised cost when it meets SPPI criteria and is managed under held to collect business model, or FVOCI when SPPI criteria is met and business model is held to collect and sell unless designated as at FVTPL. The SPPI test requires consideration whether the contractual terms of the financial asset give rise, on specific dates, to cash flows that are solely payment of principal and interest:

- Principal - is the fair value of the financial asset at initial recognition, that may change over time due to periodic repayments
- Interest - is consideration for:
 - the time value of money
 - the credit risk associated with the principal amount outstanding during a particular period of time
 - consideration for basic lending risks and costs
 - a profit margin.

All of the Group's lending products are tested and meet the SPPI criterion. SPPI tests are mandatory and are performed during new product development or modification of current product features.

(v) *Derecognition*

A financial asset is derecognised when the contractual rights to the cash flows from the financial asset expire or when the Group transfers substantially all of the risks and rewards of ownership of the financial asset. Any rights or obligations created or retained in the transfer are recognized separately as assets or liabilities. A financial liability is derecognised when it is extinguished.

The Group also derecognises certain assets when it writes off balances pertaining to the assets deemed to be uncollectible.

Financial asset or liability contract modifications may result in derecognition, that is assessed according to qualitative and quantitative derecognition criteria. If derecognition criteria is met modified financial asset or liability is derecognised and a new modified financial asset is recognised.

(vi) *Modification of financial assets and liabilities*

Any modification to financial contract that is measured at amortised cost needs to be either derecognised or appropriately measured if modification is considered as non-substantial. Both qualitative and quantitative factors are considered in order to assess if the modification is substantial or not.

For modifications that do not result in derecognition, the gross carrying amount of the asset is recalculated by discounting the modified contractual cash flows using original EIR that was effective before modification. Any difference between initial gross carrying amount and recalculated gross carrying amount is recognized in the profit or loss as modification gain or loss. Any costs, fees or commissions are part of the modification and also adjust carrying amount of the modified financial contract.

Notes to the Consolidated Financial Statements

(3) Significant accounting policies (continued)

Qualitative factors

Following qualitative factors indicate that modification is substantial indicating that financial asset needs to be derecognised:

- Currency conversion - Substantial modification is identified when the currency of the contract is changed and the change was not stipulated in the original contract. If the currency change is required by law, e.g. due to conversion to EUR, it is not treated as modification.
- Change of counterparty - Substantial modification is identified if a separate agreement with the new counterparty is signed (associated with new credit risk assessment process). If the counterparty change is recorded solely due to legal reasons and within the rules agreed in the contract (e.g. due to death of borrower, re-assignment to co-borrower), it is not a case qualifying for derecognition.
- Change of product type - Substantial modification is identified when the product type is changed to the different one (e.g. revolving product changed to instalment product).
- Consolidation of debt - Substantial modification is identified when several loans are consolidated under one contract.
- Breach of SPPI test - Substantial modification is identified when the change of contractual terms results in breach of the SPPI test. After SPPI test breach is identified a financial asset is derecognised a new financial asset is recognised and is measured at FVTPL.

Quantitative factors

Financial asset or liability is subject to derecognition if there is a substantial difference between present value of future cash flows before and after modification. For financial assets and liabilities any changes in present value of +/- 10% are considered as substantial.

(vii) Fair value measurement principles

Fair value is the price that would be received to sell an asset or paid to transfer a liability in an orderly transaction between market participants at the measurement date in the principal market, or in its absence, the most advantageous market to which the Group has access at that date. The fair value of a liability reflects its non-performance risk.

Where applicable, the Group measures the fair value of an instrument using a quoted price in an active market for that instrument. A market is regarded as active if transactions for the asset or liability take place with sufficient frequency and volume to provide pricing information on an ongoing basis.

Where there is no quoted price in an active market, the Group uses valuation techniques that maximise the use of relevant observable inputs and minimise the use of unobservable inputs. The chosen valuation technique incorporates all the factors that market participants would take into account in pricing a transaction.

The key financial instruments of the Company and the Group are cash, trade receivables, loans to customers, loans to related parties, equity investments, bonds issued, trade payables, deposits from customers and other creditors arising from the business activities.

(viii) Derivative financial instruments

Derivative financial instruments include interest rate and foreign exchange swaps or options and forward instruments. Derivatives are initially recognised at fair value on the date on which a derivative contract is entered into and are subsequently remeasured at fair value. All derivatives are carried as assets when their fair value is positive and as liabilities when their fair value is negative.

Changes in the fair value of derivatives are recognised immediately in the statement of comprehensive income.

Notes to the Consolidated Financial Statements

(3) Significant accounting policies (continued)

The Group is engaged in hedging activities of its foreign exchange risk. The Group does not apply hedge accounting. Given the low level of trading activity, the Group has estimated that any valuation adjustments are not material and has therefore not incorporated these into the fair value of derivatives.

(ix) Loans and advances

Loans and advances are non-derivative financial assets with fixed or determinable payments that are not quoted in an active market. All Group loans are managed under "held to collect" business model with contractual cash-flows representing solely payments of principal and interest.

For the purposes of these consolidated financial statements, trade receivables and loans to customers are measured at amortised cost using the effective interest rate method. An impairment loss allowance for the expected credit losses is established. The Group's policy is described in Note 3 (xv) and Note 5.

(x) Debt and equity instruments

Debt and equity instruments are those that are to be held over an indefinite period of time and that may be disposed of in response to liquidity needs or changes in interest rates, exchange rates or prices of securities.

Purchases and sales of financial assets are recognised on the settlement date - the date when the Group has transferred or received the asset.

Debt and equity instruments follow classification and measurements requirements as prescribed in Note 3 (vi).

(xi) Investment in associates

Associates are those enterprises in which the Group has significant influence, but not control, over the financial and operating policies. Significant influence is presumed to exist when the Group holds between 20% and 50% of the voting power of the associated entity unless there is evidence to suggest otherwise. Interests in associates are accounted for using the equity method. They are initially recognised at cost, which includes transaction costs. Subsequent to initial recognition, the consolidated financial statements include the Group's share of the profit or loss and OCI of equity accounted investees, until the date on which significant influence ceases.

When the Group's share of losses exceeds the Group's interest in the associate, that interest is reduced to nil and recognition of further losses is discontinued except to the extent that the Group has incurred obligations in respect of the associate.

(xii) Property and equipment

(i) Owned assets

Items of property and equipment are stated at acquisition cost less accumulated depreciation and impairment losses.

Where an item of property and equipment comprises major components having different useful lives, they are accounted for as separate items of property and equipment.

(ii) Depreciation

Depreciation is charged to the income statement on a straight-line basis over the estimated useful lives of the individual assets. Depreciation commences on the date of acquisition or, in respect of internally constructed assets, from the time an asset is completed and ready for use. Land is not depreciated.

The estimated useful lives are as follows:

Buildings	25 years
Computer equipment	up to 3 years
Leasehold improvements	up to 5 years
Other property and equipment	up to 5 years
Motor vehicles	4-10 years

Notes to the Consolidated Financial Statements

(3) Significant accounting policies (continued)

(xiii) Intangible assets

The Group has a detailed intangible assets ("IA") capitalisation policy covering accounting for development projects. The Group incurs costs for development of computer software and similar items, which may be capitalized. Capitalized expenditure can be either external (for example, IT subcontractors) or generated internally within the entity (for example, employees developing IT software).

Only those assets are capitalised that are separately identifiable, for which the entity has control, and for which probable future economic benefits shall be recognized. No intangible asset costs arising from the research phase of a project are capitalized. Expenditure on research is expensed when incurred.

Amortisation commences once the item is in the location and conditions necessary for it to be capable of operating in the manner intended by management and has been accepted by the business owner.

Intangible assets, other than goodwill, are stated at cost less accumulated amortization and impairment losses.

Acquired computer software licenses are capitalized on the basis of the costs incurred to acquire and bring to use the specific software.

Amortization is charged to the income statement in operating costs line on a straight-line basis over the estimated useful lives of intangible assets. The estimated useful lives are as follows:

Licenses, trademarks and similar rights	up to 5 years
Software and other intangible assets	up to 3 years

(xiv) Repossessed assets

TBI Financial Services repossesses certain assets serving as collateral for non-performing loans. These assets are not held for capital appreciation or rental income, but are expected to be sold in the ordinary course of business, and therefore are classified as inventories. Inventories mainly consist of real estate such as land, buildings purchased and held-for-sale in the future. Inventories are accounted at cost. The cost of inventories comprises all purchase costs, costs of conversion and other costs incurred in bringing the inventories to their present condition. Inventories are held at the lower of purchase cost or net realizable value. Net realizable value is the estimated selling price in the ordinary course of business, less the estimated costs of completion and the estimated costs necessary to make the sale. The amount of write-down of inventories to net realizable value is recognized as expense in the period the write-down occurs. When inventories are sold, the carrying amount of those inventories is recognized as an expense in the period in which the related revenue is recognized.

(xv) Impairment

(i) Financial assets

4finance Group

At each reporting date, the 4finance Group assesses whether there is objective evidence that financial assets not carried at fair value through profit or loss and not available for sales financial assets are impaired. The expected credit loss (ECL) model under IFRS 9 accelerates the recognition of impairment losses and leads to higher impairment allowances at the date of initial application. The expected credit loss is calculated as a function of the probability of default (PD), the exposure at default (EAD) and the loss given default (LGD).

Loan portfolio is grouped into Stage 1, Stage 2 and Stage 3, based on the applied impairment methodology, as described below:

- Stage 1 - Performing loans: part of loan portfolio where no significant increase in credit risk has occurred (delay days equal or less than 30 days), 4finance Group recognizes an allowance based on twelve months expected credit losses.

Notes to the Consolidated Financial Statements

(3) Significant accounting policies (continued)

- Stage 2 - Loans with significant increase in credit risk (delay days over 30 days but less than 90 days): when a loan shows a significant increase in credit risk since initial recognition, 4finance Group records an allowance for the lifetime expected credit loss.
- Stage 3 - Defaulted loans: Financial assets are recognized in Stage 3 when there is objective evidence that the loan is impaired (delay days over 90 days). 4finance Group recognizes the lifetime expected credit losses for these loans and in addition, the Group accrues interest income on the amortised cost of the loan net of allowances, when it's probable it will be received.

For entities in Philippines loans are in Stage 1 till 30 days past due (including) after which the loans default and are written off.

The 4finance Group for LGD calculation uses recovery rates that are based on discounted historic cash-flows from defaulted loans.

The amount of the expected credit losses is measured as the difference between all contractual cash flows that are due in accordance with the underlying contract and all the cash flows that are expected to be received (including all cash shortfalls), discounted at the original effective interest rate (EIR).

The carrying amount of the asset is reduced through the use of an allowance account and recognition of the loss in Statement of Comprehensive Income. The write-off period for past due loans is 360 days except for entities in Philippines where the write-off period for past due loans is 31 days. Allowances for credit losses on loans and receivables are assessed collectively. Collectively assessed impairment allowances cover credit losses inherent in portfolios of loans and advances with similar credit risk characteristics when there is objective evidence to suggest that they contain impaired financial assets, but the individual impaired items cannot yet be identified.

In assessing collective impairment, the 4finance Group uses statistical modelling of historical trends of the probability of default, timing of recoveries and the amount of expected loss, adjusted for management's judgement as to whether current economic and credit conditions are such that the actual losses are likely to be greater or less than suggested by historical modelling. Default rates, loss rates and the expected timing of future recoveries are regularly benchmarked against actual outcomes to ensure that they remain appropriate. Specific individual impairment testing is not undertaken since the loan portfolio consists of a large number of small exposure loans that would make individual impairment testing impractical.

The 4finance Group uses forward looking information to enhance ECL models. The Group incorporated forward looking information into its provisioning model, and currently forward-looking information is used and is updated regularly. The Group once a year makes a new assessment to define products where the probability of default is sensitive to macro-economic indices changes and calculate coefficients using linear regression for selected products to use them in the model for a one year period till next review; once per quarter there is a review and update of forecasted macro variables values and the macro effect is recalculated based on recent macro-economic data outlook by using fixed regression coefficients.

For the assessment of expected credit loss for loans to related parties, historic defaults produced by a ratings agency are used.

Impairment losses on portfolios of assets carried at amortised cost are measured as the difference between the carrying amount of the financial asset and the present value of estimated discounted future cash flows. Impairment losses are recognized in the statement of comprehensive income and reflected in an allowance account against loans and advances. Interest on impaired assets is recognized indirectly through a change in net impairment allowance when repayments are received from impaired loans. When a subsequent event causes the amount of impairment loss to decrease, the decrease in impairment loss is reversed through the statement of comprehensive income.

Notes to the Consolidated Financial Statements

(3) Significant accounting policies (continued)

TBI Financial Services

Receivables due from customers

TBI Financial Services recognizes expected credit losses (ECL) for all receivables that are not carried at FVTPL. ECL are based on the difference between the contractual cash flows due under the terms of the contract and all cash flows that TBI Financial Services expects to receive discounted at the original effective interest rate. Expected cash flows include cash flows from the sale of the collateral provided or other credit enhancements that form an integral part of the contract terms.

ECL are recognized in two stages. For credit exposures for which there is no significant increase in credit risk since initial recognition, ECL are recognized for credit losses that arise as a result of non-performing events that are possible over the next 12 months (12-month ECL). For credit exposures for which there is a significant increase in credit risk since initial recognition, the impairment allowance is determined in respect of the credit losses expected over the entire remaining life of the instrument, irrespective of the occurrence of the default (ECL over the lifetime of the instrument).

Cash, cash equivalents and debt instruments

For amounts due from banks and debt instruments at fair value through other comprehensive income, the Group applies impairment based on the counterparty's credit rating.

At each reporting date, TBI Financial Services determines whether a debt instrument is considered as a low credit risk using all reasonable and reasoned information that is available without undue cost or effort. In this assessment, TBI Financial Services reviews the credit rating of the debt instrument. In addition, TBI Financial Services assesses whether there is a significant increase in credit risk where the contractual payments are past due over 30 days.

TBI Financial Services's debt instruments in other comprehensive income include only quoted bonds. The policy of TBI Financial Services is to evaluate the ECL for these instruments on a 12-month basis. However, when there is a significant increase in the credit risk after the occurrence, the provision is based on the ECL for the entire duration of the instrument. TBI Financial Services uses the ratings to determine whether the credit risk of the debt instrument is significantly increased, as well as to assess the ECL.

Definition of default

TBI Financial Services considers a financial instrument as defaulted when the contractual payments are overdue more than 90 days. In certain cases, however, a financial asset might be considered as defaulted when internal or external information indicates that it is unlikely that TBI Financial Services will receive all outstanding contractual cash-flows without taking any debt collection actions.

Write-off policy

TBI Financial Services removes its risk exposures from the balance sheet depending on the type of the receivable, the number of days in delay of payments and the collateral coverage of the exposure.

Credit exposures in Corporate Banking segment are removed from the TBI Financial Services's balance sheet by decision of the Impairment Committee based on a specific and substantiated proposal by the SME Collection and Asset Management Department.

Credit exposures in Retail Banking are removed from the TBI Financial Services's balance sheet at a loan level, automatically, after they become more than 1,080 days past due, for the exposures extended in Bulgaria, 720 days for those extended in Romania, and 360 days for the exposures extended by 4Finance EOOD, and by foreign companies, part of the 4Finance Group, and are 100% impaired.

Notes to the Consolidated Financial Statements

(3) Significant accounting policies (continued)

Modified financial assets

Under certain circumstances, the renegotiation or modification of the contractual cash flows of a financial asset may result in derecognition of the existing financial asset. Accordingly, the date of the modification is the date of initial recognition of the new financial asset when new ECL is calculated for the modified financial asset.

If the contractual cash flows of a financial asset are renegotiated or otherwise modified but the financial asset is not derecognised, it can not automatically be considered that the financial asset has a lower credit risk. TBI Financial Services assesses whether there has been a significant increase in credit risk after initial recognition based on reasonable and reasoned information available without incurring unnecessary expense or effort. This includes both past and future period information as well as credit risk assessment for the expected life of the financial asset, incl. information on the circumstances that led to the modification. Evidence that the criteria for recognizing the expected credit losses for the entire duration of the instrument are no longer met may include current and timely data on the fulfilment of the payment obligation under the modified contractual terms.

If there is objective evidence that impairment loss exists for loans and receivables, the loss is calculated as the difference between the carrying amount of the asset and the present value of the estimated cash flows (except future losses that are not accumulated), discounted at the original effective interest rate of the financial asset. The carrying amount of the asset is written down using an allowance account and the impairment loss is recognised in the profit or loss account.

If a loan bears a floating interest rate, the discount rate used to determine the impairment loss is the current effective interest rate set out in the agreement.

The calculation of the present value of the expected future cash flows of secured financial assets takes into account the cash flows which may be received upon disposal of collateral, less costs of acquisition or costs to sell.

When consumer loans are extended to individuals, TBI Financial Services accrues collective impairment which reflects the expectations of management regarding the future cash flows from the consumer portfolio. When applying collective impairment, the loan portfolio is assessed on a portfolio basis, taking into account the homogeneous nature of the exposure's risk profile. Impairment is based on contractual cash flows and historical experience regarding the losses of assets with similar characteristics of credit risk, adjusted for any data to reflect any current conditions that were not present in the periods of historical information.

Future cash flows for a group of financial assets that are collectively reviewed for impairment are determined based on the contractual cash flows related to the assets and the historical loss experience on credit risk bearing assets similar to those at TBI Financial Services. The loss assessed, based on historical experience, is adjusted based on current data, in order to reflect the influence of the present conditions which did not impact the period in which the loss assessment was made, as well as to eliminate the effect of conditions in the historical period, which no longer exist.

If in a subsequent period the impairment loss decreases and this decrease may be objectively attributed to an event occurring after the recognition of the loss (i.e. improvement of the credit rating of the debtor), the impairment loss already recognised is reversed through the allowance account. The amount of the adjustment is recognised in the statement of comprehensive income.

Renegotiated loans

Loans which are subject to collective impairment review or which are individually significant and their terms have been renegotiated, are considered performing as of the time of the renegotiation. In subsequent periods the asset is considered in default and is disclosed as such only if the new terms and conditions have been breached.

Notes to the Consolidated Financial Statements

(3) Significant accounting policies (continued)

(ii) Non-financial assets

The carrying amounts of the Group's non-financial assets, other than deferred tax assets, are reviewed at each reporting date to determine whether there is any indication of impairment. If any such indication exists then the asset's recoverable amount is estimated.

An impairment loss is recognised if the carrying amount of an asset or its cash-generating unit exceeds its recoverable amount. A cash-generating unit is the smallest identifiable asset group that generates cash flows that are largely independent from other assets and groups. Impairment losses are recognised in the statement of comprehensive income in Non-recurring expense line. Impairment losses recognised in respect of cash-generating units are allocated first to reduce the carrying amount of any goodwill allocated to the units and then to reduce the carrying amount of the other assets in the unit (or group of units) on a pro rata basis.

The recoverable amount of an asset or cash-generating unit is the greater of its value in use and its fair value less costs to sell. In assessing value in use, the estimated future cash flows are discounted to their present value using a pre-tax discount rate that reflects current market assessments of the time value of money and the risks specific to the asset.

In respect of other assets, impairment losses recognised in prior periods are assessed at each reporting date for any indications that the loss has decreased or no longer exists. An impairment loss is reversed if there has been a change in the estimates used to determine the recoverable amount. An impairment loss is reversed only to the extent that the asset's carrying amount does not exceed the carrying amount that would have been determined, net of depreciation or amortisation, if no impairment loss had been recognised.

(xvi) Provisions

A provision is recognised in the statement of financial position when the Group has a legal or constructive obligation as a result of a past event, can be estimated reliably, and it is probable that an outflow of economic benefits will be required to settle the obligation. If the effect is material, provisions are determined by discounting the expected future cash flows at a pre-tax rate that reflects current market assessments of the time value of money and, where appropriate, the risks specific to the liability.

(xvii) Contingent liabilities

A contingent liability is disclosed when there is a possible obligation that arises from past events and whose existence will be confirmed only by the occurrence or non-occurrence of one or more uncertain future events not wholly within the control of the entity; or a present obligation that arises from past events but is not recognised because it is not probable that an outflow of resources embodying economic benefits will be required to settle the obligation; or the amount of the obligation cannot be measured with sufficient reliability.

(xviii) Share Capital and reserves

(i) Currency revaluation reserve

The currency revaluation reserve comprises all foreign currency differences arising from the translation of the financial statements of foreign operations into the presentation currency.

(ii) Obligatory reserves

Under Luxembourg corporate law, the Company must allocate at least 5% of the statutory annual net profit, based on the stand alone financial statements, to a legal reserve until this reserve reaches 10% of the issued share capital. The legal reserve is not available for dividend distributions.

Under Lithuanian law, an annual allocation to the legal reserve must be made of at least 5% of net profit until the reserve comprises 10% of the share capital. The reserve cannot be distributed, but rather only be used to cover losses.

Notes to the Consolidated Financial Statements

(3) Significant accounting policies (continued)

Under Bulgarian law in accordance with the requirements of the Commercial Act, TBI Financial Services is required to provide into a reserve fund equalling at least 1/10 of profit, until the fund reaches 1/10 or more of the share capital. If the amount in the reserve fund falls below the minimum, it is obliged to fill the gap so as to recover the minimum level over a period of two years. Under the provisions of the banking legislation, banks are not allowed to pay dividends before they make the required contributions.

(iii) Reorganization Reserve

The reorganization reserve relates to a number of legal reorganizations. The entity accounted for these reorganizations as common control transactions using net asset values. This reserve arises on consolidation and is not distributable to shareholders.

(iv) Share based payment reserves

The Group is part of wider group share-based payment arrangements where settlement for the services received is performed by the parent company. The Group accounts for such transactions as share-based payment transactions and recognizes expenses for services received, unless the services received qualify for recognition as an asset, and an increase in its equity for the contribution received from the parent.

(v) Fair value reserve of financial assets at FVOCI

The reserve includes changes in fair value of financial instrument classified and measured at FVOCI.

(xviii) Leases

At inception of a contract, the Group assesses whether a contract is, or contains, a lease. A contract is, or contains, a lease if the contract conveys the right to control the use of an identified asset for a period of time in exchange for consideration. To assess whether a contract conveys the right to control the use of an identified asset, the Group uses the definition of a lease in IFRS 16.

The Group recognises a right-of-use asset and a lease liability at the lease commencement date. The right-of-use asset is initially measured at cost, which comprises the initial amount of the lease liability adjusted for any lease payments made at or before the commencement date, plus any initial direct costs incurred and an estimate of costs to dismantle and remove the underlying asset or to restore the underlying asset or the site on which it is located, less any lease incentives received.

The right-of-use asset is subsequently depreciated using the straight-line method from the commencement date to the end of the lease term, unless the lease transfers ownership of the underlying asset to the Group by the end of the lease term or the cost of the right-of-use asset reflects that the Group will exercise a purchase option. In that case the right-of-use asset will be depreciated over the useful life of the underlying asset, which is determined on the same basis as those of property and equipment. In addition, the right-of-use asset is periodically reduced by impairment losses, if any, and adjusted for certain remeasurements of the lease liability.

The lease liability is initially measured at the present value of the lease payments that are not paid at the commencement date, discounted using the interest rate implicit in the lease or, if that rate cannot be readily determined, the Group's incremental borrowing rate. Generally, the Group uses its incremental borrowing rate as the discount rate.

The Group determines its incremental borrowing rate by obtaining interest rates from various external financing sources and makes certain adjustments to reflect the terms of the lease and type of the asset leased.

The lease liability is measured at amortised cost using the effective interest method. It is remeasured when there is a change in future lease payments.

Notes to the Consolidated Financial Statements

(3) Significant accounting policies (continued)

When the lease liability is remeasured in this way, a corresponding adjustment is made to the carrying amount of the right-of-use asset, or is recorded in profit or loss if the carrying amount of the right-of-use asset has been reduced to zero.

TBI Financial Services as a lessor

Leases in which TBI Financial Services does not transfer substantially all the risks and rewards incidental to ownership of an asset are classified as operating leases. Rental income arising is accounted for on a straight-line basis over the lease terms and is included in revenue in the income statement due to its operating nature. Initial direct costs incurred in negotiating and arranging an operating lease are added to the carrying amount of the leased asset and recognised over the lease term on the same basis as rental income. Contingent rents are recognised as revenue in the period in which they are earned.

Lease contracts are classified as finance leases when the TBI Financial Services has transferred to the lessee all material risks and rewards associated with the leased assets. Receivables on finance leases are carried in line Net investments in finance leases in the statement of financial position. The Group applies its accounting policies for impairment of financial assets when finance lease contracts are impaired.

(xix) Financial guarantee contracts

Financial guarantee contracts are relevant for TBI Financial Services units within the Group. Financial guarantee contracts are contracts that require the issuer to make specified payment to reimburse the holder for a loss the holder incurs because a specified debtor fails to make payments when they fall due in accordance with the terms of the debt instrument. Such financial guarantees are issued to banks, financial institutions and other bodies on behalf of customers to secure loans, overdrafts and other bank facilities.

Financial guarantees are initially recognised in the financial statements at fair value on the date of issuance of the guarantee. Following initial recognition, the Group's liabilities related to such guarantees are measured at the higher of: (a) the initial measurement less the amortisation calculated to recognise commission income earned on a straight-line basis over the life of the guarantee and (b) the best estimate of the expenditure required to settle any financial obligation arising at the balance sheet date. These estimates are based on experience of similar transactions and history of past losses, supplemented by the judgement of management.

(xx) Dividends

Dividends in relation to ordinary shares are reflected as an appropriation of retained earnings in the period in which they are declared.

(xxi) Fiduciary assets in custody

TBI Financial Services keeps assets on behalf of its customers and in its capacity as an investment intermediary. These assets are not presented in the statement of financial position as they do not represent TBI Financial Services's assets.

(xxii) Taxation

Income tax expense comprises current and deferred tax. Income tax expense is recognised in the Statement of Comprehensive Income except to the extent that it relates to items recognised directly in equity or in other comprehensive income.

Current tax is the expected tax payable on the taxable income for the year, using tax rates enacted or substantively enacted at the reporting date, and any adjustment to tax payable in respect of previous years.

Deferred tax is provided for temporary differences between the carrying amounts of assets and liabilities for financial reporting purposes and the amounts used for taxation purposes. Deferred tax is not recognised for the following temporary differences: the initial recognition of goodwill, the initial recognition of assets or liabilities in a transaction that is not a business combination and that affects neither accounting nor taxable profit or loss, and differences relating to investments in subsidiaries to the extent that they probably will not reverse in the foreseeable future. Deferred tax is measured at the tax rates that are expected to be applied to

Notes to the Consolidated Financial Statements

(3) Significant accounting policies (continued)

the temporary differences when they reverse, based on the laws that have been enacted or substantively enacted by the reporting date. A deferred tax asset is recognised only to the extent that it is probable that future taxable profits will be available against which the asset can be utilised. Deferred tax assets are reviewed at each reporting date and are reduced to the extent that it is no longer probable that the related tax benefit will be realised.

(xxiii) Income and expense recognition

All significant income and expense categories including interest income and expenses are recognized in the statement of comprehensive income on an accrual basis.

(i) Interest income and expense

Interest income and expense are recognised in the statement of comprehensive income using the effective interest rate method. The effective interest rate is the rate that exactly discounts the estimated future cash payments and receipts through the expected life of the financial asset or liability (or, where appropriate, a shorter period) to the carrying amount of the financial asset or liability. When calculating the effective interest rate, the Group estimates future cash flows considering all contractual terms of the financial instrument, but not future credit losses.

Revenue is not recognized when there is doubt whether the cost of services will be covered.

(ii) Fee and commission income and expenses

Fees and commissions are recognised as the related services are performed and control over a service is transferred to a customer. Fee and commission income comprises mainly money agent's commissions, transfer fees in Bulgarian Levs and foreign currency, and treasury transactions, and are recognised under the current accruals principle or on the transfer date, as appropriate. Income may be recognised at a point in time or over the time. Over time revenue recognition is proportional to progress towards satisfying a performance obligation by transferring control of promised services to a customer. Income which does not qualify for recognition over time is recognised at a point in time when the service is rendered. The Group has no material receivables and contract liabilities from contracts with customers as non-refundable up-front fees are not charged to customers upon commencement of contracts with customers.

(iii) Penalty fee income

Income from penalty fees is recognized as received.

(iv) Other income

Income from Insurance broker activities from TBI Financial Services includes income whereby the bank acts as an agent selling insurance issued from third party companies to the banks' clients. TBI Financial Services does not bear the insurance risk on these transactions. The income is recognized in line with the above paragraph. Also income from insurance broker services performed by Group entity in Philippines is presented in other income in line with above paragraph.

(xxiv) Staff costs and related contributions

The Group pays social security contributions to state-funded insurance and pension schemes as required by the laws and regulations of the various jurisdictions in which the Group operates. The Group is not party to any defined benefit pension scheme.

(xxv) Operating segments

The Group determines and presents operating segments based on the information that is internally provided to the Group's management board.

Notes to the Consolidated Financial Statements

(3) Significant accounting policies (continued)

An operating segment is a component of the Group that engages in business activities from which it may earn revenues and incur expenses, including revenues and expenses that relate to transactions with any of the Group's other components, whose operating results are reviewed regularly by the CODM to make decisions about resources allocated to the segment and assess its performance, and for which discrete financial information is available. Segment results that are reported to the CODM include items directly attributable to the segment as well as those that can be allocated on a reasonable basis.

(xxvi) Embedded derivatives

Derivatives may be embedded in another contractual arrangement (a host contract). The Group accounts for an embedded derivative separately from the host contract when the host contract is not itself carried at fair value through profit or loss, the terms of the embedded derivative would meet the definition of a derivative if they were contained in a separate contract, and the economic characteristics and risks of the embedded derivative are not closely related to those of the host contract. If the economic characteristics and risks of the embedded derivative are closely related to those of the host contract, then the embedded derivative is not separated and accounted for separately.

(xxvii) Changes in accounting policies

Except for the changes below, the Group has consistently applied the accounting policies set out in Note 3 for all periods presented in these consolidated financial statements.

The Group has adopted the following new standards and amendments to standards, including any consequential amendments to other standards, with the date of initial application on 1 January 2022.

- (i) *New standards, amendments to standards and interpretations which did not have a significant effect to the Group:*
- Onerous Contracts – Costs of Fulfilling a Contract – Amendments to IAS 37
 - Reference to the Conceptual Framework – Amendments to IFRS 3
 - Property, Plant and Equipment: Proceeds before Intended Use – Amendments to IAS 16 Leases
 - IFRS 9 Financial Instruments – Fees in the '10 per cent' test for derecognition of financial liabilities

(4) Risk management

Key financial and non-financial risks related to the Group's financial instruments and operating activities are:

- Credit risk
- Liquidity risk
- Market risk, including
 - Interest rate risk
 - Currency risk
 - Price risk
- Operational risk
- Capital management risk.

Management has implemented procedures to control the key risks.

(a) Credit risk

Credit risk is the risk of a financial loss to the Group if a counterparty/customer fails to meet its contractual obligations, and arises primarily from the Group's loans due from customers.

The table below shows the maximum exposure to credit risk for the components of the Statement of Financial Position. Exposures are based on net carrying amounts as reported in the Statement of Financial Position.

Notes to the Consolidated Financial Statements

(4) Risk management (continued)

The Group's maximum credit exposures are shown without taking into account any collateral or other credit enhancements.

As of 31 December	Maximum exposure	
	2022	2021
	EUR'000	EUR'000
Cash and cash equivalents	221 568	179 995
Placements with other banks	35 712	16 906
Loans to customers:	846 379	658 119
Corporate clients	132 344	91 537
Corporate client impairment	(4 661)	(3 464)
Individual clients	811 398	659 123
Individual client impairment	(92 701)	(89 077)
Net investments in finance leases:	1 881	2 033
Gross investment in finance leases	2 090	2 271
Finance lease impairment	(209)	(238)
Net loans to related parties	28 807	58 985
Net loans to other parties	29 592	1 918
Other assets	52 379	16 050
Derivatives	5 017	2 053
Debt and equity investments	67 719	53 450
Credit risk exposures related to contingent liabilities and irrevocable commitments are as follows:		
Contingent liabilities*	68 481	53 256
Total maximum exposure to credit risk	<u>1 357 535</u>	<u>1 042 765</u>

*For more details on contingent liabilities see Note (33) Contingent liabilities and irrevocable commitments

Notes to the Consolidated Financial Statements

(4) Risk management (continued)

The table below presents the maximum credit risk exposure of the 4finance Group and TBI Financial Services as at 31 December 2022 without taking into account collateral:

	Maximum exposure		
	4finance Group EUR'000	TBI Financial Services EUR'000	Total EUR'000
Cash and cash equivalents	52 475	169 093	221 568
Placements with other banks	—	35 712	35 712
Loans to customers:	139 258	707 121	846 379
Corporate clients	—	132 344	132 344
Corporate client impairment	—	(4 661)	(4 661)
Individual clients	166 118	645 280	811 398
Individual client impairment	(26 860)	(65 841)	(92 701)
Net investments in finance leases	—	1 881	1 881
Gross investment in finance leases	—	2 090	2 090
Finance lease impairment	—	(209)	(209)
Net loans to related parties	28 807	—	28 807
Net loans to other parties	29 592	—	29 592
Other assets	21 791	30 588	52 379
Derivatives	124	4 893	5 017
Debt and equity investments	4 789	62 931	67 720
Total credit risk exposure*	276 836	1 012 219	1 289 055

* Excluding contingent liabilities. For more details on contingent liabilities see Note (33) Contingent liabilities and irrevocable commitments

For additional details on loans refer to Note (19) Net receivables due from customers and on finance leases to Note (20) Net investments in finance leases.

4finance Group

The 4finance Group's Credit Risk Policy defines lending and loan book management guidelines according to its business strategy and efficient risk management, protecting assets as well as complying with local regulatory requirements. Loan credit risk is managed by the Risk department. Lending rules and scorecards (the 'underwriting process') are implemented for all products, and the customer's risk profile is analysed prior to a loan being issued. During the underwriting process the Group uses multiple attributes including, but not limited to, customer credit history checks and income levels. Current underwriting process has small level of judgement as majority of that is done automatically based on statistical evidence. Underwriting process is adjusted to specific country requirements and tendencies. It is periodically reviewed and if necessary rebuilt.

A Debt Collection policy guiding overall collections process throughout life-cycle of the loan is established. Detailed guidelines for specific collections stages are released as well. 4finance Group has implemented country-specific debt collection processes based on the above mentioned policies and guidelines. All processes comply with local regulations and ensure a smooth collection process. Performance of different customer groups is analysed on a regular basis by the Debt Collection department. Management believes that current procedures and tools are sufficient to effectively manage the credit risk of customer groups.

Notes to the Consolidated Financial Statements

(4) Risk management (continued)

In addition, the structure of the loan portfolio is based on many small value loans, and consequently separate customer exposures cannot individually cause material losses to the 4finance Group.

The calculation methodology for loan impairment is described in Note (5) Use of estimates and judgements. Quantitative information on 4finance Group's credit risk is disclosed in the table below.

Credit quality of loan portfolio (4finance Group):

	Gross receivables 31.12.2022 EUR'000	Allowance for doubtful debts 31.12.2022 EUR'000	Net receivables 31.12.2022 EUR'000	Gross receivables 31.12.2021 EUR'000	Allowance for doubtful debts 31.12.2021 EUR'000	Net receivables 31.12.2021 EUR'000
Stage 1 (no more than 30 days past due)	135 807	(7 663)	128 144	166 290	(8 065)	158 225
Stage 2 (past due from 31 to 90 days)	15 376	(8 584)	6 792	18 360	(9 964)	8 396
Stage 3 (past due more than 90 days)	14 935	(10 612)	4 323	29 199	(22 597)	6 602
	166 118	(26 860)	139 258	213 849	(40 627)	173 222

When reviewing the portfolio and the respective provisions, management concentrates on the quality by ageing buckets as outlined above.

4finance Group's Expected Credit Losses

The following table provides an explanation of how allowance for impairment (for receivables from customers) changed during the period.

	Allowance for impairment Opening balance 01.01.2022	Acquired in business combination	Origination and acquisition	Derecognition & repayments	Change in credit risk	Write- offs	Other & FX	Discontinued operations	Allowance for impairment Closing balance 31.12.2022
Stage 1	8 065	1 258	116 407	(102 528)	(14 609)	—	725	(1 656)	7 663
Stage 2	9 964	—	(1 431)	(7 603)	27 606	(17 155)	37	(2 833)	8 584
Stage 3	22 597	—	2 621	(14 838)	12 849	(7 576)	(113)	(4 928)	10 612
	40 627								26 860

TBI Financial Services

The TBI Financial Services is exposed to credit risk, which is the risk that a counterparty will be unable to pay amounts in full when they fall due. Significant changes in the individual counterparty, the economy or in the situation in a particular industry segment could result in losses other than the losses for which impairment loss allowances are identified by TBI Financial Services's management as at the balance sheet date.

To manage credit risk, the TBI Financial Services has developed strict potential borrower analysis and assessment procedures, including scoring procedures and detailed verification of data provided. Loans to corporate clients are mainly secured by collateral. Collateral is valued by obtaining a market value and then further reduced to take into account various risks. They are monitored on a regular basis and the underlying collateral is subject to re-appraisal on an annual basis. For impairment purposes, loans are monitored for Days Past Due ('DPD'), and other impairment triggers. For loans to groups of related party SME's, exposures are assessed collectively.

Loans to individuals are not secured. In addition, the TBI Financial Services has developed an effective payment monitoring system as well as a procedure for measuring the collection of receivables. Preliminary

Notes to the Consolidated Financial Statements

(4) Risk management (continued)

analysis and subsequent monthly monitoring are in place to detect the concentration of related parties by sectors of the economy and other cross-sections in compliance with TBI Financial Services's internal rules.

TBI Financial Services structures the level of credit risk it is exposed to by placing limits on its exposure to one borrower or group of borrowers, geographical region and industry segment. Such risks are monitored regularly and are subject to annual or more frequent review.

TBI Financial Services's risk exposures are classified in three groups based on the criteria of credit risk level, Stage 1 (with DPD < 30 days), Stage 2 (with DPD < 30 days with forbearance measures and exposures with DPD between 31 and 90 DPD), Stage 3 (exposures with DPD > 90 and with NPL triggers).

Loans extended to individuals are monitored as per the overdue payments indicator.

The exposure to each borrower, including banks and intermediaries, is further restricted by: sub-limits covering on-balance sheet and off-balance sheet exposures and commitments, and daily delivery risks in relation to trading items such as forwards. The actual exposures against the respective limits are monitored on a daily basis.

Collateral

The TBI Financial Services employs a set of policies and practices to mitigate credit risk. A requirement of the TBI Financial Services to borrowers (other than consumer loans to individuals), is to provide suitable collateral prior to the disbursement of loans approved. The main types of collateral for loans are as follows:

- cash in Bulgarian Levs and foreign currencies
- mortgages on real estate
- pledges on business assets such as receivables, inventory, plant and equipment
- pledges over financial instruments, and
- guarantees issued in favour of the TBI Financial Services.

In order to minimise credit loss, TBI Financial Services requires additional collateral from counterparties as soon as impairment indicators are observed. Collateral held as a pledge for financial assets, other than loans and advances, is determined by the nature of the financial instrument.

In view of the specifics of the TBI Financial Services's business and the increasing portfolio of small consumer loans, the share of unsecured loans within the TBI Financial Services's portfolio is growing. These types of loans are mostly of average-term (the median term of the portfolio is approximately 36 months) and have low limits (the average receivable amount is approximately BGN 2.6 thousand / around EUR 1 300).

The table below shows the total amount of loans to customers before provisions and impairment losses by type of collateral at 31 December 2022:

	Loans to customers		
	Gross amount	Collateral*	Coverage**
	EUR'000	EUR'000	
Mortgages	91 703	84 086	90.7 %
Cash collateral	95	92	96.3 %
Other collateral	11 399	11 451	99.4 %
Unsecured	674 426	—	
Total	777 623	95 629	

* For all collateral, market value is obtained from external appraisers and then further reduced to take into account various risks. Not more than 80% of market value is counted towards the recoverable amount in case of default.

** Coverage of credit risk via collateral, as a percentage of the loan's carrying amount per type of collateral. Collateral values are considered up to the exposures to which these relate.

Notes to the Consolidated Financial Statements

(4) Risk management (continued)

Contingent liabilities and irrevocable commitments

Guarantees and letters of credit, which represent an irrevocable commitment by the TBI Financial Services to make the respective payment if the customer fails to discharge its liability to a third party, gives rise to the same type of risk as loans. Documentary and commercial letters of credit, that represent written commitments of the TBI Financial Services on behalf of a customer, are secured with cash deposits or other pledges in favour of the TBI Financial Services. Consequently, TBI Financial Services is exposed to minimal risk.

Commitments to grant loans represents the unutilised portion of the allowed loan amount, guarantees or letters of credit. The TBI Financial Services controls the maturity of credit commitments since in most cases long-term commitments bear higher credit risk compared to short-term ones.

For more details on TBI Financial Services's contingent liabilities and irrevocable commitments see Note (33) Contingent liabilities and irrevocable commitments.

For details regarding loans and leases at 31 December 2022 see the table below:

	Loans to corporate clients EUR'000	Loans to individual clients EUR'000	Financial leases EUR'000
Neither past due nor impaired	39 672	503 659	122
Past due less than 30 days*	1 506	65 410	2
Past due 31 to 60 days*	432	19 489	—
Past due 61 to 90 days*	233	1 504	—
Past due over 91 days*	3 464	56 417	38
Collective provisions	<u>(3 686)</u>	<u>(65 830)</u>	<u>(3)</u>
Past due and individually impaired	85 836	—	1 930
Individual impairment	<u>(987)</u>	<u>—</u>	<u>(207)</u>
Net of loan loss provisions	<u>126 472</u>	<u>580 650</u>	<u>1 881</u>

* Not individually impaired, collective provisioning used

As at 31 December 2022, the carrying amount of financial assets that would otherwise be past due whose terms have been renegotiated is EUR 7 442 thousand (31 December 2021: EUR 8 631 thousand) net of impairment.

Loans to customers that are neither past due, nor impaired

According to its internal rules and policies, TBI Financial Services individually assesses all corporate loans in its portfolio and books an impairment allowance if objective evidence for impairment exists. Consumer loans are reviewed for indicators of impairment on a portfolio basis. Credit quality is determined based on an analysis of the number of days past due and the amount overdue.

Past due but not impaired

Corporate past due but not impaired loans include past due loans where the recoverable amount of the collateral fully covers the exposure to the respective borrower.

Notes to the Consolidated Financial Statements

(4) Risk management (continued)

Loans to customers which are past due and are impaired

For individually assessed accounts, loans are treated as impaired as soon as objective evidence indicates that an impairment loss will be incurred.

TBI Financial Services Expected Credit Losses

The following table provides an explanation of how allowance for impairment (for receivables from customers and finance leases) changed during the period.

	Allowance for impairment Opening balance 01.01.2022	Origination and acquisition	Derecognition & repayments	Change in credit risk	Write-offs	Other & FX	Allowance for impairment Closing balance 31.12.2022
Stage 1	14 256	15 807	(2 298)	(8 407)	—	(34)	19 324
Stage 2	5 853	4 362	(1 769)	429	—	(5)	8 870
Stage 3	32 043	15 977	(3 197)	27 015	(29 324)	4	42 518
	52 152						70 712

Deposits, placements with other banks and debt and equity instruments

The table below presents an analysis of deposits with other banks and debt and equity instruments at 31 December 2022 based on criteria set by rating agencies as a result of their credit assessments.

Rating	Debt and Equity investments	Placements with other banks
	EUR'000	EUR'000
A (S&P)	170	—
A (Moody's)	—	11 831
Aaa (Moody's)	13 849	—
Baa (Moody's)	18 345	483
BBB (Fitch)	19 824	187
BBB (BCRA)	—	5 446
BB (Fitch)	239	1 075
Ba (Moody's)	5 808	6 609
B+ (S&P)	1 181	—
B (Fitch)	3 461	19
B (BCRA)	—	10 061
Unrated	53	—
	62 931	35 712

The unrated placements with other banks and financial institutions are rated internally based on an analysis of quantitative and qualitative factors.

(b) Liquidity risk

4finance Group

Liquidity risk is the risk that 4finance Group will encounter difficulty in meeting obligations associated with financial liabilities that are settled by delivering cash or other financial assets when due. The liquidity position is managed by the Treasury department. The 4finance Group manages and controls its liquidity

Notes to the Consolidated Financial Statements

(4) Risk management (continued)

position on a day-to-day, short-, medium- and long-term basis by implementing and following relevant procedures, policies and processes. The 4finance Group has established the following processes and procedures - 4finance Group cash flow management procedures, 4finance Group bank account management procedures, and an intra-4finance Group financing process. Management believes that the current processes and procedures are sufficient to effectively monitor and manage the liquidity risk of the 4finance Group. 4finance Group's maturity structure of financial assets and liabilities is presented in Note (40) Maturity analysis.

TBI Financial Services

The Management Board of the TBI Financial Services assigns the Asset and Liabilities Management Committee as the primary responsible unit to advise the Management Board on liquidity management strategy. The legal requirement for the bank is to maintain a liquidity ratio (LCR) of at least 100%. For more details see Note (40) Maturity analysis.

The TBI Financial Services monitors the liquidity of assets and liabilities by type of currency, amount and interest rates on a daily basis. With respect to the large portion of liabilities comprising term deposits from individuals and legal entities, active measures are taken to encourage customers to renew their deposits. Deposits from legal entities are primarily not in large amounts and historical experience shows that typically the terms and conditions are re-reviewed and agreed immediately prior to their maturity. For more details see Note (30) Deposits from customers.

(c) Market risk

Market risk is the risk that movements in market prices, including foreign exchange rates, interest rates, credit spreads and equity prices will affect the Group's income or the value of its portfolios. The Group's market risk arises from open positions in interest rate and currency financial instruments, which are exposed to general and specific market movements and changes in the level of volatility of market prices.

The objective of market risk management is to manage and control market risk exposures within acceptable parameters, whilst optimising the return on risk.

Interest rate risk

Interest rate risk is the risk that movements in interest rates will affect the Group's income or the value of its portfolios of financial assets. Management believes that for the Group, with the exception of TBI Financial Services, interest rate risk is not material since all loans are issued and received at fixed rates and most of the borrowings are long term. Interest rate risk for loans to customers arising from short-term-pricing is not considered part of interest rate risk since an immaterial proportion of the interest rates charged relate directly to interest rate variance risk. The large majority of 4finance Group's borrowings have been received at fixed rates. Re-pricing of interest-bearing liabilities is not expected to take place within the next 12 months. TBI Financial Services is subject to floating interest rates (Euribor, Soifbor and Robor) and actively manages this risk. TBIF Financial Services is using interest rate swaps. Based on analysis, a 100 bp increase/(100) bp decrease change in interest rates would result in EUR 3 450/(3 450) thousand effect on the Statement of Comprehensive Income.

Currency risk

The Group has assets and liabilities denominated in several foreign currencies. Foreign currency risk arises when the actual or forecasted assets in a foreign currency are either greater or less than the liabilities in that currency.

In TBI Financial Services currency risk is managed by the Management board, which sets limits to control the open foreign currency positions risk, which are monitored daily.

The 4finance Group's currency risk is managed centrally by the Group's Treasury Department. The 4finance Group has established a Currency risk monitoring and management policy. It is the policy to hedge its open positions where practical and economically sensible to do so.

Notes to the Consolidated Financial Statements

(4) Risk management (continued)

To manage open position in foreign currencies, the Group has entered into cross currency swap, interest rate swaps and forward agreements. The purpose of the financial instruments is to limit the Group's exposure to foreign currency fluctuations.

An analysis of sensitivity of the Group's net income for the period and equity to changes in foreign currency exchange rates based on positions existing as at 31 December 2022 and 31 December 2021 and a simplified scenario of a 10% change in PLN, USD, CZK, PHP and RON to EUR exchange rates is as follows:

	31.12.2022		31.12.2021	
	Net income EUR'000	Equity EUR'000	Net income EUR'000	Equity EUR'000
Appreciation of PLN against EUR	3 073	3 073	4 935	4 935
Depreciation of PLN against EUR	(3 073)	(3 073)	(4 935)	(4 935)
Appreciation of USD against EUR	(2 652)	(2 652)	516	516
Depreciation of USD against EUR	2 652	2 652	(516)	(516)
Appreciation of CZK against EUR	1 483	1 483	1 363	1 363
Depreciation of CZK against EUR	(1 483)	(1 483)	(1 363)	(1 363)
Appreciation of PHP against EUR	1 184	1 184	—	—
Depreciation of PHP against EUR	(1 184)	(1 184)	—	—
Appreciation of RON against EUR	10 838	10 838	15 371	15 371
Depreciation of RON against EUR	(10 838)	(10 838)	(15 371)	(15 371)

The currency risk analysis above illustrates the effect of an isolated appreciation/depreciation of each significant operating currency at 10% change. The above analysis does not include any assumptions about correlation between these currencies. Refer to Note (42) Currency analysis for further information on the Group's exposure to foreign currency risk.

Price risk

4finance Group

Price risk is the risk that the value of a financial instrument carried at fair value will fluctuate as a result of changes in market prices, whether those changes are caused by factors specific to the individual instrument or factors affecting all instruments traded in the market. Price risk arises when the 4finance Group takes a long or short position in a financial instrument.

TBI Financial Services

In performing its activities, TBI Financial Services is exposed to price risk as Romanian, Bulgarian, Turkey, Serbian, Croatian, USA and Montenegro government treasury bonds are held. TBI Financial Services's risk management policies are designed to identify and analyse price risks, to set appropriate risk limits and controls, and to monitor adherence to risk limits by means of a reliable and up-to-date information system. TBI Financial Services regularly reviews its risk management policies and systems to reflect changes in the markets, products and emerging best practice.

(d) Operational risk

Operational risk is the risk of direct or indirect loss arising from a wide variety of causes associated with the Group's processes, personnel, technology and infrastructure, and from external factors other than credit, market and liquidity risks, such as those arising from legal and regulatory requirements and generally accepted standards of corporate behaviour. Operational risks arise from all of the Group's operations.

The Group's internal control procedures are designed in a manner that manage operational risk so as to balance the avoidance of financial losses and damage to the Group's reputation with overall cost effectiveness, while not unduly restricting initiative and creativity.

Notes to the Consolidated Financial Statements

(4) Risk management (continued)

The primary responsibility for the development and implementation of controls to address operational risk is assigned to senior management within each business unit. This responsibility is supported by the development of overall Group standards for the management of operational risk in the following areas:

- requirements for appropriate segregation of duties, including the independent authorisation of transactions
- requirements for the reconciliation and monitoring of transactions
- compliance with regulatory and other legal requirements
- documentation of controls and procedures
- requirements for the periodic assessment of operational risks faced, and the adequacy of controls and procedures to address the risks identified
- development of contingency plans
- training and professional development
- ethical and business standards
- risk mitigation, including insurance where this is effective.

The Group is also subject to reputation risk in relation to the lending practices undertaken by each of its operations. Management is fully aware of the scrutiny and interest in the operations of short-term finance institutions by regulators and members of the public. Management seeks to be transparent in the way it markets its business, takes steps to ensure that all operations comply with all relevant legislation and cooperates intensively with regulators, when requested.

(e) Capital management risk

The objectives of the Group's management of capital include:

- compliance with the capital requirements set by regulators as applicable, including the banking markets in which TBI Financial Services operates
- ensuring the Group's ability to continue as a going concern so that it can continue to provide returns for the shareholders
- maintaining a strong capital base which is the basis for the development of the Group's activity.

4finance Group

Capital management of the 4finance Group is not governed by any requirements set by regulatory institutions or international bodies. Management reviews its capital position on a regular basis to ensure positive equity in all subsidiaries of the 4finance Group and to maintain sufficient funds in order to support its medium- and long-term strategic goals.

TBI Financial Services

Capital adequacy and the use of equity are monitored by TBI Financial Services's management, employing techniques based on the guidelines developed by the Basel Committee, as well as EU Directives and Regulations, adopted by the Bulgarian National Bank ('Regulatory Authority') for supervisory purposes. The information required is filed with the Regulatory Authority on a regular basis.

The Regulatory Authority requires each bank or group of banks: (a) to hold minimum level of equity of BGN 10 000 thousand and (b) to maintain a ratio of total regulatory capital to risk-weighted assets of 14.50%, comprising of a total capital adequacy requirement of 8%, protective capital buffer of 2.5%, systemic risk buffer of 3% and countercyclical buffer of 1%. Each bank is also required to hold additional Pillar 2 requirement, which is 0.75% for TBI Bank. TBI Financial Services's capital adequacy ratio as 31 December 2022 was 22.16% (31 December 2021: 20.19%).

The TBI Financial Services's equity is divided into two tiers in accordance with the definitions and requirements of Regulation No 575 of the European Parliament and of the Council of 26 June 2013.

Notes to the Consolidated Financial Statements

(5) Use of estimates and judgements

The preparation of consolidated financial statements requires management to make judgements, estimates and assumptions that affect the application of accounting policies and the reported amounts of assets, liabilities, income and expense. Actual results may differ from these estimates.

4finance Group

In preparing these consolidated financial statements, the significant judgements made by management in applying the Group's accounting policies and the key sources of estimation uncertainty were the same as those applied to the consolidated financial statements of the Group for the period ended 31 December 2021. These included determination of the consolidation group and whether embedded derivatives within financial liabilities require separation. It was determined that embedded derivatives do not require separation.

(a) Allowances for credit losses on loans and receivables, see Note (19) Net receivables due from customers

Total allowances for impairment on loans and advances are assessed collectively. Collectively assessed impairment allowances cover credit losses inherent in portfolios of loans and advances with similar credit risk characteristics when there is objective evidence to suggest that they contain impaired financial assets, but the individual impaired items cannot yet be identified. Collectively assessed impairment allowances also cover credit losses for portfolios of defaulted loans which are defined as being past due by 90 days or more. In assessing the need for collective loss allowances, management considers factors such as probability of default ('PD'), loss given default ('LGD'), exposure at default ('EAD'), portfolio size, delay concentration and economic factors. In order to estimate the required allowance, assumptions are made to define the way inherent losses are modelled and to determine the required input parameters, based on historical experience, current and future economic conditions. To assess collective impairment allowances, the loan portfolio is grouped based on delay days. The significant assumptions used in determining collective impairment losses for the loan portfolio include:

- Management assumes that 4finance Group collected cash from defaulted loans is calculated as discounted cash inflows (interest, penalties, principal, commission) in following 9 months from Default date. External Debts Collection costs should be deducted from incoming cash inflows. Collected cash observation period could be extended if significant collected cash would be observed after 9 month from Default date. All collected cash are discounted to the Default moment by using average last 6 months effective interest rate ('EIR') including contractual interest rate and fees of the specific product.
- Management calculates probability of default (count based) ratios using historic transition matrices which analyses loan portfolio movements between the delinquency buckets over one month period for single payment loans and one year period for instalment loans. The analysis is undertaken on monthly basis, in which the average probability of default ratios of the last six months for single payment loans and of last 3 months for instalment loans are calculated.
- Management calculates repayment rates (part of EAD) based on historical repayments for principal for loans that will default in 4 months' time for single payment loans, and based on historical repayments for principal for loans that will default in 1 year's time for bucket until 30 days past due and accordingly in 2 and 1 months for buckets after 30 days past due for instalment loans. A repayment rate is calculated for each delinquency group individually by comparing actual open principal amount at default date to the initial outstanding principal at observation period.
- Management writes off trade receivables and loans to customers when they are past due more than one year or earlier if deemed to be uncollectable.

Notes to the Consolidated Financial Statements

(5) Use of estimates and judgements (continued)

Management closely follows recoveries from delinquent loans and revises LGD rates for portfolios based on discounted cash inflows. Historical experience supports the use of 9 and 21 months after default as the period over which recoveries are expected to be received. This assumption is used across all countries and is supported by actual past experience across numerous entities within the 4finance Group. Products where debt sales events on non-write-off portfolio are regular (at least twice a year) or where a Forward Flow ('FF') Debt Sales agreement is the effective average realization price is included into the recovery rate calculation. Where there is insufficient past statistical data, projections of recoveries are used based on the data available and benchmarking of comparable data from other markets where the 4finance Group has wider historical data availability. Projected LGD rates vary across the countries depending on the specifics of individual countries.

During the period ended 31 December 2022, management continually reassessed its impairment allowances for credit losses on loans and receivables. This assessment included a review of historical recovery trends impacting the LGD ratios that underlie the impairment loss allowance calculations. As at 31 December 2022, the weighted average LGD rate across portfolios was 61% (31 December 2021: 64%). On product level single payment loan weighted average LGD was 80%, 61% for instalment loans, 46% for minimum to pay and 51% for near-prime loans. The weighted average LGD rate decrease is due to sale of Poland business.

Sensitivity analysis of the Group's net income for the period and equity to changes in LGD rates given a simplified scenario of a 5% increase in the LGD ratio for each operating entity would increase loan loss impairment for EUR 1 906 thousand (31 December 2021: EUR 3 608 thousand). A 5% decrease would lead to a decrease to EUR 1 935 thousand (31 December 2021: EUR 1 970 thousand).

(b) Separation of embedded derivatives

There is an early redemption option related to the issued debt. These prepayment options are judged to be closely related to the host debt instruments characteristics and, therefore, are not separated from the host debt instrument. 4finance Group does not currently expect these options to be exercised.

(c) Capitalisation of internal development costs

During the period, 4finance Group developed certain software solutions. 4finance Group applied IAS 38 to assess expenditure that met the criteria to be capitalized and expenditure to be expensed to profit or loss. Management judgement is required to assess costs falling within 3 specific phases - research and pre-development costs, development costs and maintenance/post-development costs. 4finance Group has set up internal processes allowing it to allocate internal IT costs to the appropriate stage. Only those expenses that have been internally assessed as relating to development are capitalized. In addition, management judgement is required in assessing the useful economic lives of developed projects and performing review of intangible assets carrying value for impairment. Currently, useful life is 3 years. When assessing value in use, estimated future cash flows of cash-generating units are discounted to their present value using a rate that reflects current market assessments of the time value of money and the risks associated to the asset. Information in relation to the capitalisation of internal development costs is disclosed in more detail in Note (26) Intangible assets and goodwill.

(d) Deferred tax asset recognition

Significant management judgement is required in assessing deferred tax assets, in particular projecting taxable profits in current and future years, see Note (27) Deferred tax assets.

(e) Fair value of financial instruments

Significant management judgement is used for estimating unobservable inputs and valuation adjustments, see Note (38) Fair value of financial instruments.

(f) Valuation of related party loans

Significant management judgement is used for estimating market interest rate and expected credit loss, see Note (22) Net loans to other and related parties.

Notes to the Consolidated Financial Statements

(5) Use of estimates and judgements (continued)

(g) Impairment of Intangible assets and goodwill measurement

Significant management judgement is required for calculation goodwill and assessing intangible asset, including goodwill, impairment. The main judgemental areas include fair value of assets and liabilities acquired calculation for goodwill calculation and projecting expected free cash flows to equity holders in current and future years, estimating discount rates and estimating terminal growth rates, see Note (26) Intangible assets and goodwill.

(h) Provisions and contingent liabilities

Significant management judgement is used for estimating provisions and contingent liabilities in relation to legal cases, see Notes (37) Litigations and (26) Intangible assets and goodwill.

TBI Financial Services

The TBI Financial Services makes estimates and assumptions that affect the amounts of reported assets and liabilities within the next financial year. Accounting estimates and judgements are consistently applied and are based on historical experience and other factors, including expectations of future events that are believed to be reasonable under the circumstances.

(a) Allowances for credit losses

TBI Financial Services reviews its loan portfolios to assess the need for impairment on at least a quarterly basis. In determining whether an impairment loss should be recorded in the Statement of Comprehensive Income, TBI Financial Services makes an analysis whether objective data exists indicating that there is a significant decrease in the estimated future cash flows from the loan portfolio. Such evidence may include observable data, indicating an adverse change in the borrowers' ability to meet their loan obligations in the respective portfolio, or their national or local economic conditions indicate that the probability of default has increased. When estimating future cash flows, for assets with credit risk features and objective evidence for impairment similar to those in the portfolio, management uses estimates based on historical losses experienced. The methodology and assumptions used to estimate the amount and timing of future cash flows are reviewed regularly in order to reduce differences between loss estimates and actual loss experience. TBI Financial Services undertakes a credit risk stress test which assumes a static portfolio of the bank and migration of loans with DPD up to 90 days to loans with DPD 90+ with a forecast horizon of 12 months as reflected in the average three years transition matrices per product and domicile in adverse scenario with a total effect of EUR 1 537 thousand as of 31 December 2022 (31 December 2021: EUR 1 337 thousand). As per EBA requirements the adverse scenario assumptions are performed on a dynamic portfolio with 24 months horizon totalling overall risk estimate of EUR 4 393 thousand (31 December 2021: EUR 3 929 thousand).

(b) Repossessed collateral valuation

The value of real estate collateral is determined by independent expert appraisers, using generally accepted valuation techniques. Such techniques include the revenue method and the discounted cash flow method. In certain cases, fair value is determined based on recent transactions involving real estate with similar features and locations as the collateral.

Non-real estate collateral is measured at the lower of the value upon acquisition and the fair value less costs to make the sale.

The calculation of fair value of collateral involves the use of estimates, including the future cash flows from the assets and the discount rates applicable to these assets. These estimates are based on the conditions in the local market existing at the date of valuation.

TBI Financial Services management has committed to specific actions aimed at the realisation of these assets through disposal.

The assets reposessed against loans are classified as assets acquired from foreclosure on collateral.

Notes to the Consolidated Financial Statements

(5) Use of estimates and judgements (continued)

TBI Financial Services undertakes a collateral depreciation stress test, which assumes a devaluation of real estate by 5-15% depending on the type of real estate over a forecast horizon of 12 months. As of 31 December 2022, this test resulted in a sensitivity of EUR 862 thousand (31 December 2021: EUR 591 thousand).

(6) Interest income

Summary

	2022 EUR'000	2021 EUR'000 Restated
Loans to customers:		
4finance Group	157 668	121 661
TBI Financial Services	140 669	109 153
Corporate loans:		
4finance Group	11 252	14 615
Due from banks:		
4finance Group	1	3
TBI Financial Services	851	106
Financial assets carried at fair value through OCI:		
TBI Financial Services	659	678
	<u>311 100</u>	<u>246 216</u>

Interest income from Corporate loans includes interest income from related parties of EUR 6 952 thousand (2021: EUR 6 867 thousand) and interest income from other corporate loans EUR 4 300 thousand (2021: EUR 7 748 thousand) out of which EUR 4 181 thousand (2021: EUR 7 630 thousand) relates to discontinued operations, see Note 35. This interest income was reclassified from Other operating income to Interest income line for periods 2022 and 2021 in order to present all interest income together in Interest income line.

Interest income split by geographic markets:

The 4finance Group Loans to customers

	2022 EUR'000	2021 EUR'000 Restated
Spain	75 014	66 348
Philippines	25 765	—
Latvia	25 745	19 880
Czech Republic	20 934	17 895
Sweden	4 580	3 138
Lithuania	3 657	7 749
Denmark	1 954	4 685
Other	20	1 966
	<u>157 668</u>	<u>121 661</u>

Notes to the Consolidated Financial Statements

(6) Interest income (continued)

TBI Financial Services

	2022	2021
	EUR'000	EUR'000
Romania	75 665	60 421
Bulgaria	60 492	47 955
Lithuania	5 555	1 253
Greece	380	—
Poland	87	308
	<u>142 179</u>	<u>109 937</u>

(7) Interest expense

	2022	2021
	EUR'000	EUR'000
Interest expense on notes	32 853	39 824
Deposits from customers	10 479	6 492
Deposits from banks and financial institutions	558	698
Other	815	431
	<u>44 705</u>	<u>47 445</u>

(8) Non-recurring finance income

In 2022, the Group repurchased EUR 36.9 million nominal value of its EUR 2026 Notes and EUR 15.5 million of its EUR 2025 Notes, which generated non-recurring finance income of EUR 2 591 thousand (2021: EUR 2 248 thousand). The income represents the difference between carrying value of the purchased bond and the purchase price paid.

In 2021, the Group repurchased USD 30.9 million nominal value of USD bonds before USD bond repayment in full, EUR 3 million nominal value of EUR 2026 Notes and EUR 1.3 million nominal value of EUR 2025 Notes (before maturity extension) and repurchased EUR 0.9 million of EUR 2025 Notes for the period ended 31 December 2021.

In August 2021, the EUR 2025 Notes maturity was extended and for the largest part of the bond there was calculated modification gain of EUR 3 845 thousand. For other part of the bond which had been repurchased before being sold again, there was recognised derecognition loss of EUR 748 thousand.

In October 2021, the Group incurred non-recurring finance cost of EUR 1 615 thousand due to USD bond derecognition when the bonds were repaid.

Notes to the Consolidated Financial Statements

(9) Fee and commission income

	2022	2021
	EUR'000	EUR'000
Income from insurance broker's activities and agent's commissions	38 459	27 801
Transfer and transaction income	1 586	1 410
Guarantee and letter of credit income	24	23
Other income	300	304
	<u>40 368</u>	<u>29 537</u>

Fees and commissions are related to TBI Financial Services's operations. Agent's commission income originates from an insurance agency contract. In 2022 the increase of fees and commissions resulted from growing business which includes new established collaborations with insurance brokers.

(10) Fee and commission expense

	2022	2021
	EUR'000	EUR'000
Agent's commission expense	5 764	7 826
Bank transaction expense	1 401	1 924
Other expense	530	29
	<u>7 695</u>	<u>9 779</u>

Fees and commissions are related to TBI Financial Services's operations. Costs of agent's commissions relate to a credit brokerage contract.

(11) Other operating income

	2022	2021
	EUR'000	EUR'000
		Restated
Income from services	7 444	3 392
Interest income	33	1 523
Other income	4	40
Gain on disposal of financial assets	—	1 410
	<u>7 481</u>	<u>6 365</u>

Increase in income from services is mainly derived from insurance broker services, which is additional product feature in Philippines.

Gain on disposal of financial assets in 2021 is from TBI Financial Services which sold corporate bonds with net profit of EUR 1 336 thousand and incurred other non-recurring finance income EUR 74 thousand.

Notes to the Consolidated Financial Statements

(12) Operating costs

	2022	2021
	EUR'000	EUR'000
		Restated
Personnel costs	78 351	72 179
Marketing and sponsorship	21 567	18 661
IT expenses	13 625	11 052
Depreciation and amortization	6 915	6 615
Legal and consulting	9 040	7 243
Debt collection costs	1 606	2 550
Application inspection costs	3 394	2 785
Rent and utilities	1 781	3 049
Bank services	2 153	2 456
Communication expenses	3 199	1 377
Travel	1 260	1 224
Taxes	4 765	635
Other	11 253	9 045
	158 908	138 871

The year-on-year increase in operating costs is mainly related with growing business and geographical expansion of TBI Financial Services as well as new acquired business in Philippines. The Group maintains its ongoing focus on cost discipline and efficiency, including the wind-downs of certain products/markets.

Other expenses mainly consist of office expenses, staff event costs, encashment costs and transport costs for TBI Financial Services and other costs.

Executive Committee and Board member remuneration expenses are disclosed in Note 35.

	2022	2021
	EUR'000	EUR'000
Auditor's fees (part of Legal and consulting)		
Audit fees	1 158	1 088
Audit related fees	121	8
Tax related fees	1	12
Discontinued operations	39	65
	1 319	1 173

	2022	2021
Average number of employees		
Senior management/Executives	5	5
Employees	2 292	2 137
Discontinued operations	—	157
	2 297	2 299

Notes to the Consolidated Financial Statements

(13) Non-recurring expense

	2022	2021
	EUR'000	EUR'000
		Restated
Other non-recurring expense	251	3 250
Intangible asset write-off	162	1 101
Disposals of subsidiaries	—	(1 605)
	<u>413</u>	<u>2 746</u>

The Group has reviewed its IT related internally developed intangible assets portfolio to identify assets which either are not used, or which functionality is not aligned with current business strategy and therefore future economic benefit is not expected and has made a decision to write-off some intangible assets.

In 2021 disposals of subsidiaries include the technical gain from the sale of Friendly Finance companies.

(14) Net foreign currency loss

	2022	2021
	EUR'000	EUR'000
		Restated
Net foreign currency loss	7 696	11 526
Net (gain)/loss on derivatives	4 084	(7 908)
	<u>11 781</u>	<u>3 618</u>

(15) Net impairment losses

	2022	2021
	EUR'000	EUR'000
		Restated
Impairment losses on loans	109 640	73 268
Reversal of provision on debt portfolio sales	(10 393)	(9 461)
Recovery from written-off loans	(8 594)	(10 392)
	<u>90 652</u>	<u>53 415</u>

Net impairment losses in 2022 were significantly higher year-on-year reflecting the larger portfolio and a different product mix.

In 2022 net change in TBI Financial Services financial lease impairment allowance resulted in a loss of EUR 70 thousand (2021: EUR 70 thousand gain).

Notes to the Consolidated Financial Statements

(16) Income tax for the reporting period

	2022	2021
	EUR'000	EUR'000
		Restated
Current tax	14 019	9 379
Deferred tax	200	1 446
	14 218	10 825

Reconciliation of effective income tax:

	2022	2021
	EUR'000	EUR'000
Profit before corporate income tax from continuing operations	48 897	31 326
Profit before corporate income tax from discontinued operations	9 058	20 114
Accounting profit before income tax	57 955	51 439
Theoretical corporate income tax, 24.94%	14 454	12 829
Corporate income tax relief due to donation, if applicable	(318)	—
Tax effect of permanent differences related to non-deductible expenses/non-taxable income	103	8 684
Impact of tax rate in other jurisdictions	2 089	(1 361)
Corporate income tax for the reporting period	16 328	20 152
Income tax expense reported in the statement of profit or loss from continuing operations	14 218	10 825
Income tax attributable to a discontinued operation	2 109	9 327

The tax charge in 2022 was mainly created by Group's most profitable entities in Czech Republic, Spain, Philippines and TBI Bank (Bulgaria).

Companies within the Group are subject, from time to-time, to tax inspections by the relevant local tax authorities. Currently, a tax inspection is being undertaken by the local tax authorities in 4finance Spain Financial Services S.A.U. (Spain).

In addition, as a result of the tax audit conducted in 2022 in 4finance ApS (Denmark) the Tax authorities have issued two decisions on tax assessment. 4finance ApS has appealed the respective decisions to National Tax Tribunal. 4finance ApS management (supported by tax and legal professional advisors) believes that the decision of National Tax Tribunal shall be positive for the company. As a result, no tax provisions are recognized in 4finance ApS 2022 figures.

Income tax liability as of 31 December 2022 was EUR 6 815 thousand (31 December 2021: EUR 5 115 thousand).

In 2022 4finance Holding S.A. has made dividend distribution to 4finance Group S.A. The dividend distribution has no impact on tax charge.

(17) Discontinued operations

In early April 2022, proposed legislation has been advanced in the Polish parliament ("Special Solutions Counteracting Supporting Aggression against Ukraine and Serving Protection of National Security in Poland") which would give the Ministry of the Interior sweeping powers to sanction entities directly or indirectly connected to or associated with Russian nationals. In light of this process, the Group took the decision to sell the Polish business on 13 April 2022, Soonly Finance Sp.z.o.o. (formerly Vivus Finance

Notes to the Consolidated Financial Statements

(17) Discontinued operations (continued)

Sp.z.o.o.), to local management for a purchase price of EUR 18 million, being approximately the book value of the business, payable in instalments over 3 years.

In financial statements, Soonly Finance Sp.z.o.o. was classified as a discontinued operations. The comparative consolidated statement of comprehensive income has been restated to show discontinued operations separately from continuing operations.

The contribution to results of Soonly Finance Sp.z.o.o. for the period are presented below:

(a) Results of discontinued operations

	01.01.2022- 13.04.2022	2021
	EUR'000	EUR'000
Interest income	20 865	64 475
Interest expense	(1 345)	(7 718)
Net impairment losses	(475)	(9 338)
Net other expenses	(7 664)	(27 305)
Results from operating activities	11 381	20 114
Income tax for the reporting period	(2 109)	(9 327)
Results from operating activities, net of tax	9 272	10 786
Loss on sale of discontinued operations	(2 323)	—
Profit for the period from discontinued operations	6 949	10 786

(b) Cash flows (used in) discontinued operations

	01.01.2022- 13.04.2022	2021
	EUR'000	EUR'000
Net cash from operating activities	14 736	36 512
Net cash used in investing activities	(91)	(189)
Net cash flow used in financing activities	(11 934)	(43 340)
Net cash flow for the period	2 711	(7 017)

Earnings per share

	01.01.2022- 13.04.2022	2021
	EUR	EUR
Basic, profit for the period from discontinued operations	0.002	0.003
Diluted, profit for the period from discontinued operations	0.002	0.003

Notes to the Consolidated Financial Statements

(17) Discontinued operations (continued)

(c) Effect of disposal on the financial position of the Group

	13.04.2022
	EUR'000
Cash and cash equivalents	8 668
Net receivables due from customers	44 683
Other assets	5 994
Loans and borrowings	(31 428)
Other liabilities	(8 846)
Net assets and liabilities	<u>19 070</u>
Consideration received, satisfied in cash	—
Cash and cash equivalents disposed of	(8 668)
Net cash outflows	<u>(8 668)</u>
Net assets and liabilities	19 070
Discounted purchase price receivable	(16 747)
Loss on sale of discontinued operations	<u>2 323</u>

The Poland nominal purchase price receivable of EUR 18 million is shown net of discounting equal to EUR 16.7 million. Payment is due in equal parts payable yearly over 3 years period.

(18) Cash and cash equivalents

	31.12.2022	31.12.2021
	EUR'000	EUR'000
Bank balances	61 088	82 113
Cash at central banks other than the minimum statutory reserve	94 462	52 048
Cash and cash equivalents in the statement of cash flows	<u>155 550</u>	<u>134 161</u>
Minimum statutory reserve	66 018	45 834
Total cash on hand and cash at central banks	<u>221 568</u>	<u>179 995</u>

As at 31 December 2022, the statutory minimum reserves held with the Bulgarian National Bank (BNB) by TBI Financial Services amount to 10% (31 December 2021: 10%) of the deposits attracted, 5% of funds attracted from abroad and 0% of the funds attracted from other local banks.

As at 31 December 2022, the statutory minimum reserves held at the National Bank of Romania (NBR) amounted to 8% of the funds attracted in new Romanian Lei and 5% of the funds attracted in currencies other than new Romanian Lei, not including funds attracted from other local banks and funds attracted with a residual maturity of less than two years without early termination clauses. The statutory minimum reserves are available for use at up to 50% from the required reserves in the TBI Financial Services day-to-day operations under the condition that the full reserves requirement for the month is covered. The excess of the minimum statutory reserves held with BNB is charged currently with a zero interest rate. Those held in NBR are charged with 0% interest currently.

Notes to the Consolidated Financial Statements

(19) Net receivables due from customers

Summary

Net receivables due from customers has been divided into two parts below. 4finance Group shows all companies under 4finance Holding S.A. with the exception of TBI Financial Services, which have been shown separately.

	Gross receivables 31.12.2022	Allowance for impairment 31.12.2022	Net receivables 31.12.2022	Gross receivables 31.12.2021	Allowance for impairment 31.12.2021	Net receivables 31.12.2021
	EUR'000	EUR'000	EUR'000	EUR'000	EUR'000	EUR'000
4finance Group	166 118	(26 860)	139 258	213 849	(40 627)	173 222
TBI Financial Services	777 623	(70 503)	707 121	536 811	(51 914)	484 897
	943 741	(97 362)	846 379	750 660	(92 541)	658 119

4finance Group

	31.12.2022	31.12.2021
	EUR'000	EUR'000
Long-term loans due from customers	36 957	35 888
Allowance for impairment of long-term loans due from customers	(3 340)	(3 710)
Long term	33 617	32 178
Short-term loans due from customers	129 161	177 961
Allowance for impairment of short-term loans due from customers	(23 520)	(36 917)
Short term	105 641	141 044
	139 258	173 222

The 4finance Group's long-term and short-term loans consist of loan balances not exceeding EUR 15 000 per loan (31 December 2021: EUR 15 000 and maturity of up to 7 years) with maturity of up to 7 years. The average loan size in 2022 was EUR 254 (2021: EUR 225). The loans are not collateralized.

Short-term loans at 31 December 2022 do not contain Line of Credit outstanding loan balances (31 December 2021: EUR 28 thousand). The total credit committed under this product, which includes used and unused amounts, is EUR 0 thousand (31 December 2021: EUR 15 thousand).

Notes to the Consolidated Financial Statements

(19) Net receivables due from customers (continued)

Movements in the allowance for impairment for 4finance Group for the respective periods are as follows:

	2022 EUR'000	2021 EUR'000
Allowance for impairment		
Balance at the beginning of period	40 627	63 450
Charge for the period in continued operations	68 768	39 725
Amounts written-off in continued operations	(29 478)	(29 700)
Derecognised on disposal of portfolio in continued operations	(41 632)	(33 896)
Change in allowance for impairment in discontinued operations	(14 851)	388
Recognised on acquisition	3 472	—
Currency effect in continued operations	(46)	660
Balance at period end	26 860	40 627

The net gain from debt sales of loan portfolios in the 4finance Group is EUR 4 416 thousand (2021: EUR 3 739 thousand in continued operations).

Loans by country and currency:

	Gross receivables 31 December 2022 EUR'000	Allowance for impairment 31 December 2022 EUR'000	Net receivables 31 December 2022 EUR'000	Gross receivables 31 December 2021 EUR'000	Allowance for impairment 31 December 2021 EUR'000	Net receivables 31 December 2021 EUR'000
Latvia (EUR)	77 305	(7 027)	70 278	57 287	(5 267)	52 020
Spain (EUR)	36 783	(11 295)	25 488	38 581	(13 474)	25 107
Czech Republic (CZK)	17 988	(2 873)	15 115	15 232	(2 446)	12 786
Lithuania (EUR)	12 332	(2 178)	10 154	20 997	(1 515)	19 482
Philippines (PHP)	10 955	(1 607)	9 348	—	—	—
Sweden (SEK)	7 610	(704)	6 905	4 103	(249)	3 854
Denmark (DKK)	3 144	(1 175)	1 969	12 655	(2 460)	10 195
Poland (PLN)	—	—	—	64 629	(14 851)	49 778
Other	1	(1)	—	365	(365)	—
	166 118	(26 860)	139 258	213 849	(40 627)	173 222

Notes to the Consolidated Financial Statements

(19) Net receivables due from customers (continued)

TBI Financial Services

Loans to customers

	31.12.2022	31.12.2021
	EUR'000	EUR'000
Loans to customers:		
Individuals	645 482	444 862
Corporate clients	131 141	91 147
Staff	1 001	802
Total loans to customers	777 623	536 811
Allowance for impairment	(70 503)	(51 914)
Total net loans to customers	707 121	484 897

Loans to customers include accrued interest amounting to EUR 14 797 thousand (2021: EUR 9 936). Loans to customers bearing floating interest rates amount to EUR 105 152 thousand (2021: EUR 77 535 thousand), and loans to customers bearing fixed interest rates amount to EUR 681 083 thousand (2021: EUR 464 204 thousand).

Allowance for impairment

The movement in allowance for impairment is as follows:

Allowance for impairment for individually assessed financial assets	2022	2021
	EUR'000	EUR'000
Balance at the beginning of period	1 392	2 748
Reversal for the period in continued operations	(333)	(106)
Amounts written-off	(71)	(1 232)
Currency effect	—	(18)
Balance at period end	988	1 392
Allowance for impairment for collectively assessed financial assets	2022	2021
	EUR'000	EUR'000
Balance at the beginning of period	50 522	49 862
Charge for the period in continued operations	48 235	37 932
Amounts written-off	(29 203)	(36 678)
Currency effect	(39)	(594)
Balance at period end	69 515	50 522

Net gain from debt sales of portfolio in TBI Financial Services is EUR 5 977 thousand (2021: EUR 5 724 thousand).

Notes to the Consolidated Financial Statements

(19) Net receivables due from customers (continued)

Structure of the loan portfolio by economic sectors

	Gross receivables 31.12.2022	Allowance for impairment 31.12.2022	Net receivables 31.12.2022	Gross receivables 31.12.2021	Allowance for impairment 31.12.2021	Net receivables 31.12.2021
	EUR'000	EUR'000	EUR'000	EUR'000	EUR'000	EUR'000
Individuals	645 482	(65 801)	579 681	444 862	(48 426)	396 436
Construction and real estate	73 421	(1 191)	72 230	50 968	(1 004)	49 964
Services	18 066	(1 041)	17 025	10 290	(793)	9 497
Other financial institutions	12 539	(178)	12 361	6 325	(65)	6 260
Commerce	11 998	(1 352)	10 646	10 065	(862)	9 203
Tourism	8 815	(185)	8 630	6 361	(162)	6 199
Manufacturing	4 157	(430)	3 727	3 555	(269)	3 286
Agriculture	2 144	(296)	1 848	3 583	(311)	3 272
Staff	1 001	(29)	972	802	(22)	780
Total loans to customers	<u>777 623</u>	<u>(70 503)</u>	<u>707 121</u>	<u>536 811</u>	<u>(51 914)</u>	<u>484 897</u>

(20) Net investments in finance leases

	31.12.2022 EUR'000	31.12.2021 EUR'000
Gross investment in finance leases:		
Not later than one year	967	606
Later than one and not later than five years	746	251
Later than five years	391	1 717
	<u>2 104</u>	<u>2 574</u>
Unrealised finance income	(14)	(303)
	<u>2 090</u>	<u>2 271</u>
Less allowance for impairment	(209)	(238)
Net investment in finance leases	<u>1 881</u>	<u>2 033</u>
Net investment in finance leases		
Not later than one year	960	239
Later than one and not later than five years	586	96
Later than five years	336	1 699
	<u>1 881</u>	<u>2 033</u>

Leases include mainly contracts with companies and individuals for the lease of vehicles and production equipment.

Notes to the Consolidated Financial Statements

(20) Net investments in finance leases (continued)

A movement of the allowance for impairment losses for finance leases is as follows:

	2022	2021
	EUR'000	EUR'000
As of 1 January	238	303
Impairment loss allowance charged	16	(18)
Reversed	(47)	(52)
Foreign exchange difference	2	5
As of 31 December	209	238

(21) Debt and Equity investments

	31.12.2022	31.12.2021
	EUR'000	EUR'000
Debt securities - listed	67 666	53 396
Investments in equities	53	54
	67 719	53 450

Debt securities as at 31 December 2022 include EUR 62 083 thousand (31 December 2021: EUR 47 831 thousand) government bonds and corporate bonds measured at FVOCI of EUR 794 thousand (31 December 2021: EUR 1 165 thousand) held by TBI Financial Services and various highly rated corporate bonds measured at amortised costs of EUR 4 789 thousand (31 December 2021: EUR 4 400 thousand) held by 4finance Group. Government bonds held by TBI Financial Services increased mainly due to purchase of two USA government bonds amounting EUR 13 849 thousand.

In December 2021, all shares of BRABank ASA, which included in investments in equities were sold and loss from the sale is recognized in other comprehensive income and on derecognition reclassified to retained earnings.

(22) Net loans to other and related parties

	31.12.2022	31.12.2021
	EUR'000	EUR'000
Loans to other parties, net of impairment	29 592	1 918
Loans to related parties, net of impairment	28 807	58 985
	58 399	60 903

Notes to the Consolidated Financial Statements

(22) Net loans to other and related parties (continued)

Detailed information regarding net loans to related parties can be seen below:

	Maturity	Interest rate	Principal amount		Accrued interest	
			31.12.2022	31.12.2021	31.12.2022	31.12.2021
			EUR'000	EUR'000	EUR'000	EUR'000
4finance Group S.A.	Dec 2024	13.75 %	26 491	47 775	21	10 241
MKD Digital Finance International d.o.o.	Dec 2023	13.75 %	700	—	11	—
Digital Finance International (Cyprus) Limited	Jan 2024	15 %	500	—	19	—
Vane GmbH (previously BillFront GmbH)	Dec 2022	5 %	474	815	—	154
Other	Dec 2024	15 %	561	—	30	—
			28 726	48 590	81	10 395

All loans to related parties are unsecured.

The Group has entered into various loan agreements with related parties. These can be grouped into three categories: funding provided to the Group's parent company, 4finance Group S.A., funding provided to companies the Group has a minority ownership in and funding provided to other related companies.

The Group has a minority ownership position in Vane GmbH, and provided some financing to the company to support its growth, see note (24) Investment in associates and joint ventures.

Detailed information regarding net loans to other parties can be seen below:

	Maturity	Interest rate	Principal amount		Accrued interest	
			31.12.2022	31.12.2021	31.12.2022	31.12.2021
			EUR'000	EUR'000	EUR'000	EUR'000
Soonly Finance SP.z o.o	Sep 2026	14 %	29 590	—	—	—
Other	Apr-Dec 2023	13.75%-15%	2	1 900	—	18
			29 592	1 900	—	18

(23) Other assets

	31.12.2022	31.12.2021
	EUR'000	EUR'000
Receivables from suppliers	26 985	4 999
Poland net purchase price receivable	17 070	—
Reposessed real estate	3 708	4 263
- less accumulated impairment	(235)	(321)
Other reposessed assets	1 216	953
- less accumulated impairment	(242)	(237)
Security deposits	630	870
FX hedging - margin requirements	2 027	547
Other receivable	1 220	4 976
	52 379	16 050

Notes to the Consolidated Financial Statements

(23) Other assets (continued)

The majority of the Receivables from suppliers and Other receivables are at TBI Bank and includes merchant and debt sales counterparties.

The Poland nominal purchase price receivable of EUR 18 million is shown net of discounting. Discounting is used because payment is due in equal parts payable yearly over 3 years period.

Repossessed real estate and other repossessed assets are assets held for sale in TBI Financial Services. Assets are measured at net realizable value.

FX hedging - margin requirements includes Group's EUR/PLN, EUR/CZK, EUR/SEK and EUR/RON currency hedges.

Other receivables as at 31 December 2022 includes other receivables from related parties of EUR 124 thousand (31 December 2021: EUR 296 thousand).

(24) Investment in associates and joint ventures

	31.12.2022	31.12.2021
	EUR'000	EUR'000
Investments in associates and joint ventures	1 258	1 380
	1 258	1 380

Investments in associates measured using equity method consists of EUR 1 258 thousand investment in participation of 24.09% in Vane GmbH (previously BillFront GmbH), a non-listed limited liability German company. The Group has significant influence over but does not control the company as the ownership of 24.09% shares does not give power to make important decisions alone. The Group acquired 24.39% of shares for EUR 2 142 thousand in November 2016. Till year end 2022 share ownership % has slightly decreased due to share dilution. As of 31 December 2022, the investment was decreased by EUR 884 thousand (31 December 2021: EUR 762 thousand), the Group's share of the cumulative loss from the acquisition moment. In 2022 the share of the loss recognised is EUR 122 thousand (2021: EUR 172 thousand). The company is an online platform that offers working capital solutions to digital media businesses. The company is headquartered in London, with offices in Berlin and San Francisco.

In December 2022, the Group entered into a joint venture for online lending in the United Kingdom. Lending operations were commenced in February 2023.

Notes to the Consolidated Financial Statements

(25) Property and equipment

	Buildings and land	Leasehold improvements	Computer equipment	Other property and equipment	Motor Vehicles	Total
	EUR'000	EUR'000	EUR'000	EUR'000	EUR'000	EUR'000
Cost						
31 December 2020	20 121	1 880	4 560	5 056	1 672	33 289
Right-of-use assets	976	—	—	—	23	999
Additions	5	525	152	1 055	—	1 737
Disposals	—	(24)	(1 065)	(1 547)	(62)	(2 698)
Reclassification of fixed assets	—	—	1	1	—	2
Effect of changes in foreign exchange rates	(60)	(1)	64	(5)	(5)	(7)
31 December 2021	21 042	2 380	3 712	4 560	1 628	33 322
Accumulated depreciation						
31 December 2020	7 522	1 170	3 830	2 750	876	16 148
Right-of-use assets	71	—	—	—	175	246
Depreciation	181	364	331	613	8	1 497
Disposals	—	(34)	(1 061)	(1 515)	(62)	(2 672)
Impairment loss	—	—	(21)	(6)	—	(27)
Effect of changes in foreign exchange rates	(17)	2	53	(4)	(5)	29
31 December 2021	7 757	1 502	3 132	1 838	992	15 221
31 December 2020	12 599	710	730	2 306	796	17 141
31 December 2021	13 285	878	580	2 722	636	18 101

Notes to the Consolidated Financial Statements

(25) Property and equipment (continued)

	Buildings and land EUR'000	Leasehold improvements EUR'000	Computer equipment EUR'000	Other property and equipment EUR'000	Motor Vehicles EUR'000	Total EUR'000
Cost						
31 December 2021	21 042	2 380	3 712	4 560	1 628	33 322
Right-of-use assets	(1 280)	—	—	—	10	(1 270)
Additions	207	781	182	2 625	—	3 795
Disposals	—	(656)	(1 102)	(860)	(56)	(2 674)
Reclassification of fixed assets	66	28	—	(94)	—	—
Effect of changes in foreign exchange rates	—	15	56	(39)	—	32
31 December 2022	20 035	2 548	2 848	6 192	1 582	33 205
Accumulated depreciation and impairment						
31 December 2021	7 757	1 502	3 132	1 838	992	15 221
Right-of-use assets	(414)	—	—	—	(37)	(451)
Depreciation	650	285	179	894	1	2 009
Disposals	—	(299)	(996)	(452)	(56)	(1 803)
Impairment loss or reversal	—	(23)	(28)	(14)	—	(65)
Effect of changes in foreign exchange rates	—	4	55	24	—	83
31 December 2022	7 993	1 468	2 342	2 291	900	14 994
31 December 2021	13 285	878	580	2 722	636	18 101
31 December 2022	12 042	1 080	506	3 901	682	18 211

As of 31 December 2022, property and equipment includes right-of-use assets of EUR 8 738 thousand related to leased branches, office premises and motor vehicles (2021: EUR 9 554 thousand). For details see Note (34) Right-of-use assets and lease liabilities.

Notes to the Consolidated Financial Statements

(26) Intangible assets and goodwill

	Licenses, trademarks and similar rights EUR'000	Software and other intangible assets EUR'000	Goodwill EUR'000	Development costs EUR'000	Total EUR'000
Cost					
31 December 2020	8 350	8 779	43 353	2 179	62 661
Additions	1 013	2 191	—	742	3 946
Disposals and write-offs	(998)	(486)	(27 497)	(486)	(29 467)
Reclassification	868	(230)	—	(638)	—
Effect of changes in foreign exchange rates	(21)	146	—	6	131
31 December 2021	9 212	10 400	15 856	1 803	37 271
Accumulated amortisation and impairment					
31 December 2020	4 298	4 873	27 497	—	36 668
Amortisation	1 221	813	—	—	2 034
Amortisation of disposals	(927)	(470)	—	—	(1 397)
Impairment loss	—	—	(27 497)	—	(27 497)
Reclassification	14	—	—	—	14
Effect of changes in foreign exchange rates	(1)	128	—	—	127
31 December 2021	4 605	5 344	—	—	9 949
31 December 2020	4 052	3 906	15 856	2 179	25 993
31 December 2021	4 607	5 056	15 856	1 803	27 322

Notes to the Consolidated Financial Statements

(26) Intangible assets and goodwill (continued)

	Licenses, trademarks and similar rights	Software and other intangible assets	Goodwill	Development costs	Total
	EUR'000	EUR'000	EUR'000	EUR'000	EUR'000
Cost					
31 December 2021	9 212	10 400	15 856	1 803	37 271
Additions	4 688	6 134	12 182	1 170	24 174
Disposals and write-offs	(2 340)	(1 886)	—	(1 401)	(5 627)
Reclassification	268	130	—	(398)	—
Effect of changes in foreign exchange rates	2	161	(456)	6	(287)
31 December 2022	11 830	14 939	27 582	1 180	55 531
Accumulated amortisation and impairment					
31 December 2021	4 605	5 344	—	—	9 949
Amortisation	1 233	736	—	—	1 969
Amortisation of disposals	(898)	(321)	—	—	(1 219)
Reclassification	(1)	1	—	—	—
Effect of changes in foreign exchange rates	2	157	—	—	159
31 December 2022	4 941	5 917	—	—	10 858
31 December 2021	4 607	5 056	15 856	1 803	27 322
31 December 2022	6 889	9 022	27 582	1 180	44 673

Software and other intangible assets consist of internally generated and other intangible assets. Development costs largely relate to new IT development projects and significant improvements of existing products.

Impairment test of Software and Development costs capitalized as of 31 December 2022, was performed, taking into consideration future performance of cash generating units. A cash generating unit is a product (instalment loan, single payment loan or minimum to pay product with separately identifiable loan portfolio and brand name) of each 4finance Group entity, which is the unit that generates cash inflow from continuing use that is largely independent of the cash inflow of other assets. As a result no impairment was recognized. In addition to impairment test results, Group has reviewed IT related intangible assets portfolio to identify assets which either are not used, or which functionality is not aligned with current business strategy and therefore future economic benefit is not expected and has made a decision to write-off such intangible assets and development costs and recognized as Non-recurring expenses, for details see Note (13) Non-recurring expense.

Goodwill

In 2021 4finance Holding S.A. sold Friendly Finance OU and started the liquidation process for businesses in Argentina and Armenia, therefore goodwill which was impaired historically was written off in amount of EUR 27 497 thousands from intangible asset movement table. In 2022 the business in Argentina is still in liquidation process and the business in Armenia is in a sale process.

Acquisition of TBI Financial Services

On 11 August 2016, 4finance Holding S.A. completed the purchase of TBI Bank EAD through the acquisition of 100% of TBI Financial Services B.V. from its parent company, Kardan Financial Services B.V., following receipt of all regulatory approvals. TBI Financial Services is a consumer-focused financial

Notes to the Consolidated Financial Statements

(26) Intangible assets and goodwill (continued)

group in Bulgaria and Romania. The acquisition is in line with the Group's strategy of product and geographic diversification. In addition, the purchase may lead to lower costs of funding for the Group. The total consideration was paid in cash of EUR 81.8 million where goodwill recognised was EUR 15 856 thousands.

For the twelve months ended 31 December 2022 consolidated TBI Bank EAD revenues amounted to EUR 142 180 thousand (2021: EUR 109 937 thousand) and profit to EUR 35.7 million (2021: EUR 27.5 million).

TBI Financial Services goodwill impairment test

As of 31 December 2022 and 2021, goodwill was tested for impairment. The goodwill impairment test was performed for each cash generating unit separately, where the cash generating unit is the smallest identifiable group of assets that generates cash inflows that are largely independent of the cash inflows from other assets or groups of assets. Due to the fact that TBI Bank EAD constitutes the major part of the TBI Financial Services operations and assets then goodwill was fully allocated to TBI Bank EAD. The recoverable amounts for TBI Bank EAD were calculated based on the value in use. No impairment losses were recognised as the recoverable amounts of these units including goodwill were determined to be higher than their carrying amounts.

The value in use was calculated based on the free cash flows to equity discounted by the cost of equity. The projected growth rate of free cash flows to equity used in the test (average of next three years) was 33% (2021: average of next three years 6%), based on management estimates. In year 2022 and 2021 estimated growth rate reflects management expectations of the development of the bank.

Three years of cash flows were included in the discounted cash flow model. A long-term growth rate into perpetuity was determined as 2% (2021: 2%). The rate was estimated by management based on expected industry and market developments.

The discount rate reflects the current market assessment of the risk specific to TBI Bank EAD. The cost of equity was calculated as 15% (2021: 14%) (rounded to the nearest whole number). Sensitivity analysis was performed to assess changes to key assumptions that could influence whether the carrying value of the units exceeded their recoverable amounts. The results of the sensitivity analysis indicate that for TBI Bank EAD, if free cash flows to equity decreased by 79% (2021: 90%), terminal growth rate decreased by 2%, discount rate increased by 2%, then the recoverable amount is slightly below the carrying amount including goodwill (i.e. goodwill would become impaired).

Acquisition of Online Loans Pilipinas Financing, Inc

In 2022 the Group completed the acquisition of digital lender Online Loans Pilipinas Financing, Inc (Philippines) (OLP), effective 1 April 2022, by purchasing its holding company, Betont Pte, Ltd (Singapore). The Group acquired 100% of the business for EUR 6.6 million, with an additional EUR 4.9 million of funding to replace existing debt. The purchase price was paid in cash. An earn-out payment may be payable subject to 2022 audited IFRS net profit estimated at fair value to be EUR 8 million. The Group has recognised a liability of EUR 8 million for this earn-out. OLP is registered as a financing company with the Securities and Exchange Commission of the Philippines and offers both instalment and single payment loans with a range of related services.

The fair value of the purchase price was determined based on estimating future cash flows and using normalised net profit multipliers in range of scenarios. The acquisition was performed to enable the Group to enter a new market, restore geographic diversity and generate additional income. For the twelve months ended 31 December 2022, Online Loans Pilipinas Financing, Inc finance income amounted to EUR 30.4 million (2021: EUR 15.2 million), net profit amounted to EUR 5.8 million (2021: EUR 3.2 million) and other comprehensive income amounted to EUR 0.4 million loss (2021: EUR 0.1 million loss).

Notes to the Consolidated Financial Statements

(26) Intangible assets and goodwill (continued)

Identifiable assets acquired and liabilities assumed

The following summarises the recognised consolidated amount of assets acquired, and liabilities assumed of Betont Pte, Ltd group at the acquisition date:

	01.04.2022
	EUR'000
Net receivables due from customers	7 328
Other assets	1 079
Cash and cash equivalents	1 526
Trade and other liabilities (incl. intercompany loans)	(7 481)
Total identifiable net assets (100%)	2 452

The asset and liability values above are estimated to be fair values. These values did not significantly differ from the net book values presented in the balance sheet because majority of the assets and liabilities are short term.

The fair value of the Betont Pte, Ltd shares acquired is larger than the fair value of the individual net assets acquired, therefore goodwill is recognised.

Goodwill arising from the acquisition was as follows:

	01.04.2022
	EUR'000
Fair value of the consideration	14 634
Fair value of identifiable net assets acquired	(2 452)
Goodwill	12 182

Goodwill represents the positive value that Online Loans Pilipinas Financing, Inc is planning to generate in the future by earning revenues and profits. Non-controlling interest was recognised as 0.003% of the recognised amount of the identifiable net assets of the acquired Online Loans Pilipinas Financing, Inc.

Goodwill arising from the acquisitions was EUR 12 182 thousands as of purchase date. The goodwill allocated is revaluated using the period end FX. As of 31 December 2022 the goodwill decreased by EUR 456 thousands and amounted to EUR 11 726 thousands.

OLP goodwill impairment test

OLP was assessed as one cash generating unit and goodwill as of period end 2022 was EUR 11 726 thousands. An impairment test was undertaken on this unit based on value in use calculated using future projected cashflows. The company was profitable in year 2021 and 2022 and is expected to be profitable in the next years. Based on this impairment test, it was found that goodwill was not impaired.

The value in use was calculated based on the free cash flows to entity discounted by the WACC estimated to be 11% (rounded to the nearest whole number). Three years of cash flows were included in the discounted cash flow model. Projected revenue growth rates (per cent, compound annual growth rates) used in the goodwill impairment test were 8%. A long-term growth rate into perpetuity was determined as 2%.

Sensitivity analysis was performed to assess changes to key assumptions that could influence whether the carrying value of the units exceeded their recoverable amounts. The results of the sensitivity analysis indicate that for OLP, if free cash flows to entity decreased by 76%, discount rate increased by 2%, then the recoverable amount is slightly below the carrying amount including goodwill (i.e. goodwill would become impaired).

Notes to the Consolidated Financial Statements

(27) Deferred tax assets

Deferred tax relates to the following temporary differences and tax losses carried forward. Movement in temporary differences and tax losses carried forward during the period ended 31 December 2022:

	Net balance of continued operations 1 January 2022	Net balance of discontinued operations 1 January 2022	Recognised in profit or loss of continued operations	Recognised in profit or loss of discontinued operations	Derecognized DTA on discontinued operations	Acquired through business combination	Effect of exchange rate fluctuations	Net balance 31 December 2022	Deferred tax assets
	EUR'000	EUR'000	EUR'000	EUR'000	EUR'000	EUR'000	EUR'000	EUR'000	EUR'000
Impairment losses on loans and receivables	2 258	—	(690)	—	—	845	(103)	2 311	2 311
Property and equipment	9	15	(4)	27	(41)	—	(1)	5	5
Other liabilities	706	1 775	72	(84)	(1 659)	6	14	830	830
Tax loss carry-forwards	7 742	—	539	—	—	31	80	8 391	8 391
Net deferred tax assets	10 715	1 790	(83)	(57)	(1 700)	882	(10)	11 537	11 537

Movement in temporary differences and tax losses carried forward during the period ended 31 December 2021:

	Net balance 1 January 2021	Recognised in profit or loss of continued operations	Effect of exchange rate fluctuations	Net balance 31 December 2021	Deferred tax assets
	EUR'000	EUR'000	EUR'000	EUR'000	EUR'000
Impairment losses on loans and receivables	2 683	(430)	5	2 258	2 258
Property and equipment	(136)	162	(2)	24	24
Other liabilities	7 438	(5 005)	48	2 481	2 481
Tax loss carry-forwards	8 603	(870)	8	7 742	7 742
Net deferred tax assets	18 588	(6 143)	59	12 505	12 505

Notes to the Consolidated Financial Statements

(27) Deferred tax assets (continued)

The Group has recognized deferred tax assets of EUR 11 537 thousand (31 December 2021: EUR 12 505 thousand) in Bulgaria, Czech Republic, Greece, Lithuania, Luxembourg, Philippines and Spain.

Deferred tax assets arising from tax losses carried forward as at 31 December 2022 related to Luxembourg, Spain, Philippines and TBI Greece totalled EUR 8 391 thousand (31 December 2021: EUR 7 742 thousand). The Group has prepared detailed financial projections for these entities covering next 1-3 years. Based on these projections and the Group's history of utilizing deferred tax assets in other countries, management expects that the Group will be able to fully utilize these tax losses over the forthcoming years.

EUR 7 177 thousand deferred tax asset is recognized on tax losses having expiry period more than 5 years.

The main reasons for the decrease in the carrying value of deferred tax asset compared to year 2021 are:

- derecognition of deferred tax asset on discontinued operations (Vivus Poland): EUR 1 790 thousand;
- deferred tax asset acquired through acquisition of Philippines business: EUR 555 thousand (main part of deferred tax asset recognized on impairment);
- Spain deferred tax asset reduction by EUR 920 thousand in result of tax loss usage as well as deferred tax asset reduction recognized on impairment.

(28) Loans and borrowings

	31.12.2022	31.12.2021
	EUR'000	EUR'000
Long term		
Notes	260 966	310 082
MREL eligible instruments	20 722	—
	<u>281 688</u>	<u>310 082</u>
Short term		
Notes	1 992	2 874
Other loans	990	—
MREL eligible instruments	97	—
	<u>3 078</u>	<u>2 874</u>
Total	<u><u>284 766</u></u>	<u><u>312 956</u></u>

Notes to the Consolidated Financial Statements

(28) Loans and borrowings (continued)

Detailed information regarding loans and borrowings, net of unamortised issuance costs, can be seen below:

	Currency	Maturity	Interest rate	Principal amount		Accrued interest	
				31.12.2022	31.12.2021	31.12.2022	31.12.2021
				EUR'000	EUR'000	EUR'000	EUR'000
Notes:							
EUR 2025 Notes	EUR	Feb 2025	11.25 %	128 498	142 070	1 534	1 714
EUR 2026 Notes	EUR	Oct 2026	10.75 %	120 389	155 925	2 391	3 108
TBI Notes	EUR	Jul 2031	5.75 %	10 000	9 920	146	219
MREL eligible instruments:							
Municipal Bank Bulgaria	BGN	Dec 2026	5.00 %	6 136	—	8	—
International Asset Bank Bulgaria	EUR	Dec 2026	6.00 %	5 000	—	7	—
International Asset Bank Bulgaria	EUR	Oct 2026	6.00 %	5 000	—	53	—
Euroins Romania Assigurare	RON	Nov 2025	7.00 %	4 586	—	29	—
Loans from banks:							
Bendura Bank AG	EUR	Sep 2023	1M EURIBOR + 1.20%	987	—	2	—
				280 596	307 915	4 170	5 041

As of 31 December 2022, the Group had loans and borrowings of EUR 284 766 thousand, compared with EUR 312 956 thousand as of 31 December 2021. In December 2022, 4finance S.A. repurchased a further €17.1 million of its EUR 2026 bonds and €2.2 million of its EUR 2025 bonds. The majority of these repurchases was as consideration for partial repayment by 4finance Group SA of its related party loan from 4finance Holding SA. As of 31 December 2022, the Group holds €47.5 million of its EUR 2026 bonds and €16.4 million of its EUR 2025 bonds in treasury.

In May 2016, 4finance S.A. issued EUR 100.0 million of 11.25% notes (the 'EUR 2025 Notes') which are senior to all of the Group's future subordinated debt. The 2021 Notes are listed on the Prime Standard regulated market segment of the Frankfurt Stock Exchange. In November 2016, a further EUR 50.0 million of EUR Notes were issued at par. Following a bondholder vote, in August 2021 the maturity of the EUR 2025 bonds was extended to February 2025, with other changes including a call structure that declines to par over time (currently callable at 102%) and interest to become payable quarterly from November 2021 onwards.

In July 2021, TBI Bank EAD issued €10.0 million of 5.25% 10 year notes (the 'TBI Notes'). The Notes are listed on the Bulgarian Stock Exchange and will mature in July 2031.

In October 2021, 4finance S.A. issued €175.0 million of 10.75% 5 year notes (the 'EUR 2026 Notes'). The Notes are listed on the Oslo Stock Exchange and will be mature in October 2026. The proceeds from the new issue were used to repay the Group's outstanding \$200 million USD bonds.

In Q4 2022, TBI Bank EAD issued €20.7 million of MREL (minimum requirement for own funds and eligible liabilities, set by the regulator for TBI Bank EAD) eligible instruments with interest rates in range from 5% to 7% and terms from 3 to 4 years. Attraction of these instruments allows the bank to meet the regulatory requirement for the MREL ratio (including capital and other MREL eligible instruments).

Notes to the Consolidated Financial Statements

(28) Loans and borrowings (continued)

The Group is always considering alternatives for financing, including actively managing liquidity risks and strengthening its long-term capital structure.

Reconciliation of movements of liabilities to cash flow arising from financing activities is detailed in the table below:

	Notes	MREL	Other loans	Retained earnings
Balance at 1 January 2022	312 956	—	—	168 064
Loans received and notes issued	—	20 722	1 000	—
Repayment of loans and notes	(31 839)	—	—	—
Dividend payment	—	—	—	(15 000)
Total changes from financing cash flows	(31 839)	20 722	1 000	(15 000)
Other changes				
Liability-related				
Interest payments	(32 029)	—	—	—
Costs of notes issuance and premium on repurchase of notes	(992)	—	(13)	—
Interest expense	31 444	97	2	—
Foreign exchange impact	—	—	1	—
Other	(16 583)	—	—	—
Total liability-related other changes	(18 160)	97	(10)	—
Total equity-related other changes	—	—	—	40 566
Balance at 31 December 2022	262 957	20 819	990	193 630

(29) Deposits from banks

	31.12.2022	31.12.2021
	EUR'000	EUR'000
Deposits from banks	—	6 668
	—	6 668

Deposits from banks comprise short-term deposits on the interbank money market with residual maturity of 1 month.

(30) Deposits from customers

	31.12.2022	31.12.2021
	EUR'000	EUR'000
TBI Financial Services	781 672	482 114
4finance Group	—	33
Total deposits from customers	781 672	482 147

Notes to the Consolidated Financial Statements

(30) Deposits from customers (continued)

TBI Financial Services	31.12.2022	31.12.2021
	EUR'000	EUR'000
Corporate customers		
Term deposits	50 550	21 442
Current/settlement accounts	27 855	24 052
Individuals		
Term deposits	66 501	49 181
Current/settlement accounts	636 767	387 439
	<u>781 672</u>	<u>482 114</u>

As a credit institution, deposits are a normal part of the activity of TBI Financial Services, it provides only fixed rate deposits, most of which mature within 12 months. The average cost on these deposits for TBI Financial Services during 2022 was 2.9% (2021: 1.8%) per annum (average costs includes interest expense on deposits divided by current account and term deposit balances regardless of maturity, currency and geographic location).

The significant increase in deposits in 2022 was due to TBI Financial Services general policy to attract funds in order to expand their credit activities.

The activity of applying measures against money laundering and terrorist financing in TBI Financial Services is performed by Compliance Departments in Bulgaria and its Romanian Branch. The departments perform functions of specialized unit for control and prevention of money laundering and terrorist financing (CPMLTF) under the local legislation requirements and properly identifies and verifies the identity of its customers. For the transactions monitoring a specialized software is used, where suspicious transactions and counterparties are assessed and controlled.

4finance Group

In Sweden, the Group's subsidiary 4Spar AB offered online deposit-taking services to individuals for terms of up to two years, and also offered call deposits. As of 23 December 2022 4Spar AB is liquidated and all deposits were either returned to customers or transferred to Swedish Country Administrative Board that will hold remaining deposit repayments.

Notes to the Consolidated Financial Statements

(31) Other liabilities

	31.12.2022	31.12.2021
	EUR'000	EUR'000
Prepayments in TBI received on customer loans	22 616	14 505
Accrued expenses	11 595	16 610
Salaries payable	11 747	10 340
Accounts payable to suppliers	11 407	6 321
Lease liabilities	9 191	10 187
Philippines acquisition earnout	8 000	—
Taxes payable	2 634	3 104
Faulty payments received	1 877	1 439
Overpayments received from clients	1 611	1 857
FX hedging liabilities	975	1 227
Other liabilities	11 982	6 217
	93 635	71 808

Prepayments in TBI received on customer loans relate to TBI Financial Services on loans to individuals and represent instalments that have not yet matured. Upon request by a customer, the TBI Financial Services is obliged to repay the amounts to the respective borrower.

Accrued expenses include expenses for marketing costs, loan application processing costs, communication expenses, debt collection expenses, IT expenses.

Philippines acquisition earnout estimated at fair value to be EUR 8 million and may be payable subject to 2022 audited IFRS net profit. Please also refer to Note (26) Intangible assets and goodwill.

The majority of the other liabilities are at TBI Financial Services and are non-interest bearing.

(32) Share capital

The share capital of the Group as at 31 December 2022 was EUR 35 750 thousand (31 December 2021: EUR 35 750 thousand), divided into 3 575 000 000 ordinary shares (31 December 2021: 3 575 000 000 shares) with nominal value of EUR 0.01 each (31 December 2021: EUR 0.01), fully paid via a contribution-in-kind.

The holders of ordinary shares are entitled to receive dividends as declared from time-to-time and are entitled to one vote per share at annual and general meetings of the Group. All ordinary shares rank equal in their entitlement to the Group's residual assets.

Equity includes a negative reorganization reserve of EUR 31 240 thousand (31 December 2021: EUR 31 240 thousand) which mainly reflects the difference between the share capital of 4finance Holding S.A. and the paid in share capital of AS 4finance prior to the legal reorganization conducted in 2014 and 2015.

As at 31 December 2022, the Company's shareholder was 4finance Group S.A. (100% ownership of ordinary shares, corresponding to 100% of total share capital) owned by Tirona Limited (Cyprus) directly.

The significant beneficial owner of the Group is Edgars Dupats owning 29.47% in Tirona Limited (2021: Edgars Dupats 29.47% and Vera Boiko 49.05%). The remaining 70.53% is owned by minority shareholders, each holding less than 10% of shares in Tirona Limited.

Notes to the Consolidated Financial Statements

(33) Contingent liabilities and irrevocable commitments

The Group's contingent liabilities, excluding TBI Financial Services, are related to its commitments such as extended credit lines intended to meet the requirements of customers and others. Line of credit outstanding balance at 31 December 2022 is 0 thousand (31 December 2021: EUR 15 thousand).

TBI Financial Services's contingent liabilities are related to its commitments to extend loans, credit lines, letters of credits and guarantees intended to meet the requirements of the bank's customers. Contingencies on loans and credit lines extended by the TBI Financial Services represent contractual commitments to unconditionally provide a specified amount to the customer under the provisions of the loan agreement, in the part related to utilisation, as well as an obligation of the TBI Financial Services to maintain amounts available up to those agreed in the credit line agreements. Upon expiry of the fixed deadline, the obligation, regardless of whether utilised or not, expires as well as the contingency for the TBI Financial Services. Guarantees and letters of credit oblige the TBI Financial Services, if necessary, to make a payment on behalf of the customer, if the customer fails to discharge its obligations within the term of the agreement. At that time, the TBI Financial Services recognises the provision in its financial statements for the period of the occurred change.

The contingent liabilities and irrevocable commitments (except operating lease commitments) of the TBI Financial Services at 31 December 2022 are as follows:

	31.12.2022	31.12.2021
	EUR'000	EUR'000
Guarantees		
Corporate clients	124	241
Undrawn credit commitments:		
Corporate clients	18 994	19 016
Individuals	49 363	33 984
	68 481	53 241

Undrawn credit commitments have increased year-on-year due to business development in Romania.

Please also refer to Note (37) Litigations for disclosure of contingent liabilities in relation to litigations.

(34) Right-of-use assets and lease liabilities

The Group leases mainly office premises and vehicles. The leases typically run for a period from 1 to 5 years, with an option to renew the lease after that date. Lease payments are usually increased annually to reflect market rent rates.

Information about leases for which the Group is a lessee is presented as follows:

Right-of-use assets	Building and land	Motor Vehicles	Total
	EUR'000	EUR'000	EUR'000
Balance at 1 January 2022	8 907	647	9 554
Depreciation charge for the period	(2 203)	(939)	(3 142)
Additions to right-of-use assets	4 342	2 315	6 657
Modification of right-of-use assets	87	—	87
Derecognition of right-of-use assets	(3 068)	(1 344)	(4 411)
Currency revaluation reserve	(25)	17	(8)
Balance at 31 December 2022	8 041	696	8 738

Notes to the Consolidated Financial Statements

(34) Right-of-use assets and lease liabilities (continued)

Discounted lease liabilities as at 31 December 2022 amount to EUR 9 191 thousand (31 December 2021: EUR 10 187 thousand) with a 2.23% weighted average incremental borrowing rate.

In 2022, EUR 3 350 thousand (2021: EUR 3 149 thousand) was recognized as a net expense in the income statement in respect of operating leases including EUR 216 thousand of interest expenses.

In 2022, cash outflow for leases was EUR 3 529 thousand (2021: EUR 3 756 thousand).

(35) Related party transactions

(a) Transactions with parent and the related entities

Receivables:	31.12.2022	31.12.2021
	EUR'000	EUR'000
Loans issued to related parties (Note 22)	26 512	58 017
Other receivables	114	273
	26 626	58 290
Payables:	31.12.2022	31.12.2021
	EUR'000	EUR'000
Other payables	460	—
Loans and borrowings	719	—
	1 179	—
Income:	2022	2021
	EUR'000	EUR'000
Interest income (Note 6)	6 707	6 824
Income from services rendered	875	621
	7 582	7 445
Expense:	2022	2021
	EUR'000	EUR'000
Expense for services received	2 314	940
	2 314	940
(b) Transactions with associated companies	31.12.2022	31.12.2021
	EUR'000	EUR'000
Loans issued to related parties (Note 22)	474	969
	474	969
Income:	2022	2021
	EUR'000	EUR'000
Interest income (Note 6)	—	43
	—	43

Notes to the Consolidated Financial Statements

(35) Related party transactions (continued)

(c) Transactions with other related parties

Receivables:	31.12.2022	31.12.2021
	EUR'000	EUR'000
Loans issued to related parties (Note 22)	1 822	—
Other receivable	10	23
	1 832	23
Income:	2022	2021
	EUR'000	EUR'000
Interest income (Note 6)	245	—
Income from services rendered	52	116
	297	116
Total remuneration included in administrative expenses:	2022	2021
	EUR'000	EUR'000
Executive committee and Board members	2 426	1 291

There are no outstanding balances as of 31 December 2022 with members of the Group's Management Board (the Board) or Executive Committee.

There are no emoluments granted to the members of the Board and commitments in respect of retirement pensions for former members of the Board.

On 1 January 2018, the Parent company of the Group has established a share option program that entitles senior management personnel to purchase shares of the Parent, see Note (36) Personnel costs.

As at 31 December 2022, the share based payment reserve totalled EUR 2 191 thousand (31 December 2021: EUR 2 142 thousand). The expense recorded in 2022 totalled EUR 49 thousand (2021 EUR 200 thousand).

(36) Personnel costs

	2022	2021
	EUR'000	EUR'000
		Restated
Type of costs		
Remuneration	65 244	59 681
Compulsory state social security contributions, pensions and other social security expenses	9 034	8 608
Equity-settled share-based payments	49	200
Other personnel costs	4 025	3 689
	78 351	72 179

Share-based payment arrangements

At 31 December 2022, the Group had the following share-based payment arrangements.

Notes to the Consolidated Financial Statements

(36) Personnel costs (continued)

Equity-settled share option program

On 1 January 2018, the Parent company of the Group has established a share option program that entitles senior management personnel to purchase shares of the Parent. In accordance with this program, holders of the vested options are entitled to purchase Parent company shares at their nominal value.

The terms and conditions of the grants are as follows and are settled by physical delivery of shares by the Parent company, option grants have initial contractual life of 10 years.

Grant date/employees entitled	Number of instruments	Vesting conditions	Remaining contractual life
Option grant to senior management at 1 January 2018	4,320	Quarterly in equal instalments over a three-year period starting on the grant date, subject to the continued employment	4 years
Option grant to senior management at 1 January 2019	7,838	Quarterly in equal instalments over a three-year period starting on the grant date, subject to the continued employment	5 years
Option grant to senior management at 1 January 2020	5,890	Quarterly in equal instalments over a three-year period starting on the grant date, subject to the continued employment	6 years

Measurement of fair values - share options

The fair value of services received in return for share options granted is based on the fair value of share options at the grant date, which are equal to diluted Parent company's share value, estimated primarily using market multiple approach.

Fair value of share options	Granted 1 Jan 2020	Granted 1 Jan 2019	Granted 1 Jan 2018
Share option fair value at grant date	EUR 127.27	EUR 127.14	EUR 128.14
Parent company share value at grant date	EUR 127.28	EUR 127.15	EUR 128.15
Exercise price	EUR 0.01	EUR 0.01	EUR 0.01

As at 31 December 2022 no options were exercised, expired or forfeited (2021: 0), 1,859 were cancelled (2021:1,192) and the total amount of exercisable options was 15,808 (2021: 13,025).

(37) Litigations

4finance Group has recognised EUR 6.1 million provisions in Spain as of 31.12.2022 (EUR 4.4 million 31.12.2021), relating to a number of customer redress claims mostly for usurious interest rates brought against 4finance Group. In year 2022 the provision was increased by EUR 1.7 million net after provision reversal made in amount of EUR 3.8 million. Spain is an unregulated market, and so there is no specific applicable legislation regarding interest rates. However, in the past periods, the majority of such cases were decided in favour of customers based on a Spanish Supreme Court ruling from 2015 and another from 2020 about usury in a different segment of consumer lending. As such, the Group took the approach of provisioning for each claim taking into account case-winning ratio and a recent reduction of the legal fees awarded to consumers in Madrid. Starting from 2019 and continuing throughout 2022, with the help of the Spanish Micro Loan Association, who provides the appropriate reference rate for the specific product, 4finance Group continuously sees favourable court rulings and is applying strong efforts to defend its legal position further in order to increase the number of favourable court rulings.

Notes to the Consolidated Financial Statements

(37) Litigations (continued)

The Spanish Micro Loan Association has been working to raise public awareness of the systematic misapplication of the rates published by the Bank of Spain.

TBI Bank EAD faces a claim for allegedly due but unpaid lawyer fees to Right Decision EOOD for EUR 0.8 million. On 28 October 2020, the first court instance dismissed the claim of Right Decision EOOD in full. On 8 April 2022 Right Decision EOOD won the appeal and TBI Bank EAD subsequently made a complaint to the Supreme Court. The outcome of the case remains uncertain.

(38) Fair value of financial instruments

(a) Financial instruments measured at fair value

The table below analyses financial instruments measured at fair value at the end of the reporting period, by the level in the fair value hierarchy into which the fair value measurement is categorised.

31 December 2022	Level 1 EUR'000	Level 2 EUR'000	Level 3 EUR'000	Total EUR'000
Financial assets				
Derivatives	—	5 017	—	5 017
Debt and Equity investments	62 878	—	53	62 930
	62 878	5 017	53	67 947
Financial liabilities				
Derivatives	—	6 543	—	6 543
31 December 2021				
	Level 1 EUR'000	Level 2 EUR'000	Level 3 EUR'000	Total EUR'000
Financial assets				
Derivatives	—	2 053	—	2 053
Debt and Equity investments	48 996	—	54	49 049
	48 996	2 053	54	51 102
Financial liabilities				
Derivatives	—	2 602	—	2 602

Notes to the Consolidated Financial Statements

(38) Fair value of financial instruments (continued)

(b) Financial instruments not measured at fair value

The table below analyses the fair values of financial instruments not measured at fair value, by the level in the fair value hierarchy into which each fair value measurement is categorised:

31 December 2022	Level 1 EUR'000	Level 2 EUR'000	Level 3 EUR'000	Total fair values EUR'000	Total carrying amount EUR'000
Financial assets					
Cash and cash equivalents	—	—	—	221 568	221 568
Placement in other banks	—	—	35 712	35 712	35 712
Loans due from customers	—	—	863 690	863 690	846 379
Net investments in finance leases	—	—	2 126	2 126	1 881
Debt instruments	4 617	—	—	4 617	4 789
Net loans to related parties	—	—	31 654	31 654	28 807
Net loans to other parties	—	—	33 965	33 965	29 592
Investments in associates	—	—	1 258	1 258	1 258
Other financial assets	—	—	47 932	47 932	47 932
Financial liabilities					
Loans and borrowings	—	234 986	31 915	266 901	284 766
Deposits from customers	—	—	795 309	795 309	781 672
Other financial liabilities	—	—	84 895	84 895	84 895
31 December 2021					
	Level 1 EUR'000	Level 2 EUR'000	Level 3 EUR'000	Total fair values EUR'000	Total carrying amount EUR'000
Financial assets					
Cash and cash equivalents	—	—	—	179 995	179 995
Placement in other banks	—	—	16 906	16 906	16 906
Loans due from customers	—	—	664 650	664 650	658 119
Net investments in finance leases	—	—	2 509	2 509	2 033
Debt instruments	4 474	—	—	4 474	4 401
Net loans to related parties	—	—	55 087	55 087	58 985
Investments in associates	—	—	1 380	1 380	1 380
Other financial assets	—	—	13 309	13 309	13 309
Financial liabilities					
Loans and borrowings	—	316 613	—	316 613	312 956
Deposits from customers	—	—	488 517	488 517	482 147
Deposits from banks	—	—	6 668	6 668	6 668
Other financial liabilities	—	—	62 020	62 020	62 020

Notes to the Consolidated Financial Statements

(38) Fair value of financial instruments (continued)

The following table shows the valuation techniques used in measuring Level 2 and Level 3 fair values, as well as the significant unobservable inputs used:

Financial instruments measured at fair value (Level 2)

Type	Valuation technique	Significant unobservable inputs
Derivatives, Debt and Equity investments	The fair values are based on broker quotes. Similar contracts are traded in an active market and the quotes reflect the actual transactions in similar instruments	Not applicable

Financial instruments measured at fair value (Level 3)

Type	Valuation technique	Significant unobservable inputs
Debt and Equity investments	The fair value of unquoted equity instruments measured at fair value is calculated by: 1) using valuation reports of third parties based on the investee's net assets and management makes no further adjustments, 2) using valuation report made internally based on discounted future net cash flow model or multipliers, and 3) assessment of net assets adjusted, if necessary.	Not applicable

Financial instruments not measured at fair value for Level 3

Type	Valuation technique	Significant unobservable inputs
Other borrowed funds, loans due from customers, deposits due to customers, other assets and other liabilities	Discounted cash flows	Credit spreads

Bonds issued by the Group have been classified as Level 2 fair value measurement given that there are observable market quotations in markets, however, the market for the bonds is not assessed as an active market. Fair value of the bonds has been determined based on observable quotes. TBI Bank EAD issued MREL eligible instruments have been classified as Level 3 fair value measurement where fair value is calculated by discounting cash flows with year end market interest rate.

No level of fair value has been assigned for cash and cash equivalents on the basis that these are available on demand and therefore no modelling of fair value is required.

Loans and receivables have been classified as a Level 3 fair value measurement and the fair value is determined based on money market rates adjusted for a relevant credit spread determined by the Group.

The fair value of deposits from customers has been determined with reference to the Group's borrowing costs and has been determined to be a Level 3 fair value measurement.

The remaining financial assets and financial liabilities have been classified as Level 3 fair value measurements. Due to their short term nature, no significant fair value difference from carrying amount is expected.

Notes to the Consolidated Financial Statements

(39) Operating segments

The Group is organised into eight material reportable segments by their geographic location and TBI Financial Services, all smaller segments are reported under other segments. Each segment is managed separately because they require different market strategies. For each of the segments, the Group's Management Board reviews internal management reports on at least a monthly basis.

Information regarding the results of each reportable segment is included below. Performance is measured based on segment profit or loss, as included in internal management reports that are reviewed by the Management Board. Segment profit is used to measure performance as management believes that such information is the most relevant in evaluating the results and benchmarking to other entities that operate within these industries.

Analysis by segment

Information about reportable segments from continuing operations

Segment information for the main reportable business segments of the Group for the period ended 31 December 2022 is set out below:

EUR'000	Spain	Philippines	Latvia	Czech Republic	Sweden	Lithuania	Denmark	TBI Financial Services	All other segments*	Adjustments and eliminations	Consolidated
Interest income	75 012	25 773	25 588	20 935	4 580	3 604	1 953	141 744	11 271	638	311 100
Interest expense	(3 695)	(335)	(3 610)	(1 264)	(675)	(1 173)	(50)	(11 820)	(32 852)	10 769	(44 705)
Net impairment losses on loans and receivables	(34 028)	(15 189)	(7 846)	(1 980)	(1 086)	(1 773)	2 987	(31 540)	571	(769)	(90 652)
Depreciation and amortization	(677)	(21)	(655)	(822)	(96)	(114)	(97)	(4 374)	(60)	—	(6 915)
Income tax expense	(2 613)	(1 397)	(155)	(1 554)	11	(88)	247	(7 277)	(1 392)	—	(14 218)
Reportable segment profit/(loss) before tax from continued operations	9 732	5 725	4 889	6 988	(623)	1 024	993	43 475	(18 253)	(5 054)	48 897
Reportable segment assets	46 486	13 904	214 205	23 145	8 413	13 394	5 645	1 135 080	571 119	(659 330)	1 372 060
Reportable segment liabilities	38 176	7 132	77 115	14 120	8 736	7 753	1 398	890 516	469 045	(340 560)	1 173 430

*The main contributors to All other segments are 4finance Holding S.A. and 4finance S.A.

Key positions for All other segments are receivables from related parties, intangible assets and loans to related parties under Assets, loans and borrowings and accounts payable to related parties under Liabilities.

Notes to the Consolidated Financial Statements

(39) Operating segments (continued)

Segment information for the main reportable business segments for continuing operations of the Group for the period ended 31 December 2021 is set below:

EUR'000	Spain	Latvia	Czech Republic	Sweden	Lithuania	Denmark	TBI Financial Services	All other segments*	Adjustments and eliminations	Consolidated
Interest income	66 348	20 157	17 866	3 128	7 904	4 718	109 937	16 584	(426)	246 216
Interest expense	(4 591)	(2 849)	(1 450)	(1 014)	(3 086)	(77)	(6 921)	(40 437)	12 980	(47 445)
Net impairment losses on loans and receivables	(26 113)	(3 868)	(568)	(934)	(63)	3 935	(26 055)	(642)	893	(53 415)
Depreciation and amortization	(687)	(861)	(660)	(107)	(107)	(272)	(3 624)	(297)	—	(6 615)
Income tax expense	(899)	(278)	(1 968)	(38)	(536)	304	(6 554)	(351)	(505)	(10 825)
Reportable segment profit/(loss) before tax from continued operations	6 865	3 586	5 688	2 513	3 778	(1 310)	35 155	(21 113)	(3 836)	31 326
Reportable segment assets	51 013	191 263	23 139	8 062	25 241	11 736	706 095	739 032	(697 449)	1 058 133
Reportable segment liabilities	45 512	83 000	16 187	7 678	21 069	4 698	547 916	580 562	(425 326)	881 296

*The main contributors to All other segments are 4finance Holding S.A. and 4finance S.A., as well as Poland business in Assets and Liabilities.

Key positions for All other segments are receivables from related parties, intangible assets and loans due from customers and to related parties under Assets, loans and borrowings and accounts payable to related parties under Liabilities.

Notes to the Consolidated Financial Statements

(39) Operating segments (continued)

A segment breakdown of interest income is divided by consumer products which include Single Payment Loans (with a term from one day up to 61 days), Instalment Loans (with a term from one month up to 60 months), Minimum to Pay Loans (open-ended revolving credit line with a minimum monthly repayment and flexible additional repayment), Lines of Credit (open-ended credit line with flexible monthly repayments) and Near Prime (with a term from three months up to 84 months), and interest income from Corporate Loans. Products for TBI Financial Services are split between Retail, Small and Medium-sized Enterprises ('SME's') and Leasing.

A segment breakdown of interest income by products from continuing operations of the Group for the period ended 31 December 2022 is set out below:

EUR'000	Spain	Philippines	Latvia	Czech Republic			Lithuania	Denmark	TBI		Total
				Sweden	Swedish	Denmark			Financial Services	All other segments	
Single Payment Loans	67 619	22 848	—	17 997	—	48	—	—	—	—	108 512
Instalment Loans	7 395	2 917	7 008	2 937	7	372	872	—	—	—	21 508
Minimum to Pay Loans	—	—	13 536	—	4 573	—	470	—	20	—	18 599
Line of Credit	—	—	1	—	—	—	—	—	—	—	1
Near Prime	—	—	5 200	—	—	3 237	611	—	—	—	9 048
Retail (Only TBI Financial Services)	—	—	—	—	—	—	—	122 368	—	—	122 368
SME (Only TBI Financial Services)	—	—	—	—	—	—	—	18 203	—	—	18 203
Leasing (Only TBI Financial Services)	—	—	—	—	—	—	—	—	98	—	98
Corporate Loans	—	—	—	—	—	—	—	—	—	11 252	11 252
Total	75 014	25 765	25 745	20 934	4 580	3 657	1 953	140 669	11 272	11 272	309 589

Notes to the Consolidated Financial Statements**(39) Operating segments (continued)**

A segment breakdown of interest income by products from continuing operations of the Group for the period ended 31 December 2021 is set out below:

EUR'000	Spain	Latvia	Czech Republic			Sweden	Lithuania	Denmark	TBI Financial Services	All other segments	Total
			Latvia	Sweden	Lithuania						
Single Payment Loans	65 191	—	15 703	—	130	—	—	—	125	81 150	
Instalment Loans	1 157	6 195	2 192	26	693	3 263	—	—	588	14 114	
Minimum to Pay Loans	—	10 039	—	2 845	—	1 245	—	—	1 251	15 381	
Line of Credit	—	7	—	—	—	—	—	—	—	7	
Near Prime	—	3 639	—	267	6 926	177	—	—	—	11 009	
Retail (Only TBI Financial Services)	—	—	—	—	—	—	97 146	—	—	97 146	
SME (Only TBI Financial Services)	—	—	—	—	—	—	—	12 007	—	12 007	
Corporate Loans	—	—	—	—	—	—	—	—	14 615	14 615	
Total	66 348	19 880	17 895	3 138	7 749	4 685	109 153	16 579	245 429		

Notes to the Consolidated Financial Statements

(39) Operating segments (continued)

Reconciliation of reportable segment interest income

	2022	2021
	EUR'000	EUR'000
Total interest income for reportable segments	299 190	230 059
Interest income for other operating segments	11 272	16 584
Adjustments and eliminations	638	(427)
Consolidated revenue	311 100	246 216

Reconciliation of reportable segment profit or loss before tax

	2022	2021
	EUR'000	EUR'000
		Restated
Total profit or loss for reportable segments	72 204	56 276
Profit or loss for other operating segments	(18 253)	(21 114)
Adjustments and eliminations	(5 054)	(3 836)
Consolidated profit before tax from continued operations	48 897	31 326

Reconciliation of reportable segment interest expense

	2022	2021
	EUR'000	EUR'000
Total interest expense for reportable segments	22 622	19 989
Interest expense for other operating segments	32 852	40 437
Adjustments and eliminations	(10 769)	(12 980)
Consolidated interest expense	44 705	47 445

Reconciliation of reportable segment assets

	31.12.2022	31.12.2021
	EUR'000	EUR'000
Total assets for reportable segments	1 460 271	1 016 550
Assets for other operating segments	571 119	739 032
Elimination of inter-group loans, investments and other receivables	(659 330)	(697 449)
Consolidated total assets	1 372 060	1 058 133

Reconciliation of reportable segment liabilities

	31.12.2022	31.12.2021
	EUR'000	EUR'000
Total assets for reportable segments	1 044 946	726 060
Assets for other operating segments	469 045	580 562
Adjustments and eliminations	(340 560)	(425 326)
Consolidated total liabilities	1 173 430	881 296

Notes to the Consolidated Financial Statements

(40) Maturity analysis

The table below shows carrying amounts of financial assets and liabilities by remaining contractual maturity dates as at 31 December 2022.

Assets EUR'000	On demand/ less than 1 month	From 1 to 3 months	From 3 to 6 months	From 6 months to 1 year	From 1 to 5 years	More than 5 years	Overdue	TOTAL
Cash and cash equivalents	221 568	—	—	—	—	—	—	221 568
Placements with other banks	12 971	196	1 089	—	21 455	—	—	35 712
Net receivables due from customers	151 330	49 130	152 035	7 512	458 843	6 515	21 014	846 379
Net investments in finance leases	20	1	88	—	67	—	1 706	1 881
Net loans to related parties	474	—	—	711	27 623	—	—	28 807
Net loans to other parties	—	—	2	—	29 590	—	—	29 592
Derivatives	—	124	—	—	4 893	—	—	5 017
Investments in associates	—	—	—	—	—	1 258	—	1 258
Debt and Equity investments	—	6 991	9 532	469	48 850	1 877	—	67 719
Other financial assets	30 862	—	6 000	—	11 070	—	—	47 932
Total financial assets	417 225	56 442	168 746	8 692	602 391	9 650	22 720	1 285 865
Liabilities EUR'000	On demand/ less than 1 month	From 1 to 3 months	From 3 to 6 months	From 6 months to 1 year	From 1 to 5 years	More than 5 years	Overdue	TOTAL
Loans and borrowings	1 836	—	1 242	—	271 688	10 000	—	284 766
Deposits from customers	187 750	119 120	329 717	—	145 086	—	—	781 672
Deposits from banks	0	—	—	—	—	—	—	0
Derivatives	999	583	1 798	3 163	—	—	—	6 543
Other financial liabilities	52 025	21 135	2 657	904	8 120	56	—	84 896
Total financial liabilities	242 610	140 838	335 414	4 067	424 894	10 056	—	1 157 877
Net position	174 615	(84 396)	(166 668)	4 625	177 497	(406)	22 720	127 987
Net cumulative position	174 615	90 219	(76 449)	(71 824)	105 673	105 267	127 987	—

Notes to the Consolidated Financial Statements

(40) Maturity analysis (continued)

The table below shows financial assets and liabilities by remaining contractual maturity dates as at 31 December 2021.

Assets EUR'000	On demand/ less than 1 month	From 1 to 3 months	From 3 to 6 months	From 6 months to 1 year	From 1 to 5 years	More than 5 years	Overdue	TOTAL
Cash and cash equivalents	179 995	—	—	—	—	—	—	179 995
Placements with other banks	11 372	1 000	—	—	—	4 535	—	16 906
Net receivables due from customers	160 700	36 635	123 590	7 683	302 348	429	26 734	658 119
Net investments in finance leases	—	216	69	—	186	4	1 558	2 033
Net loans to related parties	—	—	—	969	58 017	—	—	58 985
Derivatives	—	36	1 950	—	67	—	—	2 053
Investments in associates	—	—	—	—	—	1 380	—	1 380
Debt and Equity investments	—	443	1 058	1 686	38 844	11 419	—	53 450
Other financial assets	13 309	—	—	—	—	—	—	13 309
Total financial assets	365 376	38 330	126 667	10 338	399 462	17 767	28 292	986 230
Liabilities EUR'000	Demand less than 1 month	From 1 to 3 months	From 3 to 6 months	From 6 months to 1 year	From 1 to 5 years	More than 5 years	Overdue	TOTAL
Loans and borrowings	2 874	—	—	—	300 163	9 920	—	312 956
Deposits from customers	118 904	55 388	219 547	0	88 309	—	—	482 147
Deposits from banks	6 668	—	—	—	—	—	—	6 668
Derivatives	825	1 034	744	—	—	—	—	2 602
Other financial liabilities	24 060	23 879	4 929	1 734	7 116	301	—	62 020
Total financial liabilities	153 331	80 301	225 220	1 734	395 588	10 221	—	866 393
Net position	212 045	(41 971)	(98 553)	8 604	3 874	7 546	28 292	119 837
Net cumulative position	212 045	170 074	71 521	80 125	83 999	91 545	119 837	

Notes to the Consolidated Financial Statements

(41) Analysis of financial liabilities' contractual undiscounted cash flows

The table below presents the cash flows payable by the Group under contractual financial liabilities, including derivative financial liabilities, by remaining contractual maturities as at the reporting date.

The amounts disclosed in the table are the contractual undiscounted cash flows in comparison with the carrying amounts of financial liabilities, comprising discounted cash flows as at the reporting date.

The analysis as at 31 December 2022:

31 December 2022	Carrying amount	Total nominal (inflow)/ outflow	On demand/ less than 1 month	From 1 to 3 months	From 3 to 6 months	From 6 months to 12 months	More than 1 year
Non-derivative liabilities							
Loans and borrowings	284 766	397 295	3	3 719	12 087	15 045	366 441
Deposits from customers	781 672	811 178	200 105	130 773	342 295	—	138 004
Other financial liabilities	84 895	84 895	52 025	21 135	2 657	904	8 176
Total	1 151 333	1 293 368	252 133	155 627	357 039	15 949	512 621

The analysis as at 31 December 2021:

31 December 2021	Carrying amount	Total nominal (inflow)/ outflow	On demand/ less than 1 month	From 1 to 3 months	From 3 to 6 months	From 6 months to 12 months	More than 1 year
Non-derivative liabilities							
Loans and borrowings	312 956	449 137	—	3 996	12 377	16 372	416 392
Deposits from customers	482 147	493 696	120 587	56 280	224 986	—	91 844
Deposits from banks	6 668	6 668	6 668	—	—	—	—
Other financial liabilities	62 020	62 020	24 060	23 879	4 929	1 734	7 418
Total	863 791	1 011 521	151 315	84 155	242 292	18 106	515 654
Credit related commitments	—	15	15	—	—	—	—

Notes to the Consolidated Financial Statements**(42) Currency analysis**

The table below shows the currency structure of financial assets and liabilities as at 31 December 2022:

Assets EUR'000	BGN	CZK	EUR	PHP	PLN	RON	USD	Other	TOTAL
Cash and cash equivalents	51 224	2 955	111 227	1 501	1 054	47 916	4 392	1 300	221 568
Placements with other banks	7 284	—	19 522	—	85	1 261	1 876	5 683	35 712
Derivatives	—	—	5 017	—	—	—	—	—	5 017
Net receivables due from customers	248 321	15 115	234 773	9 348	—	329 942	—	8 879	846 379
Net investments in finance leases	—	—	1 881	—	—	—	—	—	1 881
Net loans to related parties	—	—	28 216	—	—	—	592	—	28 807
Net loans to other parties	—	—	—	2	29 590	—	—	—	29 592
Debt and equity investments	9 201	—	44 498	—	—	—	14 019	1	67 719
Other financial assets	8 625	383	22 337	2 126	—	13 950	10	502	47 932
Investments in associates	—	—	1 258	—	—	—	—	—	1 258
Total financial assets	324 655	18 453	468 729	12 977	30 729	393 069	20 889	16 365	1 285 865
Off-balance sheet - FX transactions only	—	—	113 000	—	—	127 592	—	—	240 592
Liabilities EUR'000	BGN	CZK	EUR	PHP	PLN	RON	USD	Other	TOTAL
Loans and borrowings	6 144	—	274 007	—	—	4 615	—	—	284 766
Deposits from customers	242 744	—	240 918	—	1	246 309	47 410	4 291	781 672
Derivatives	—	—	3 306	—	—	3 236	—	—	6 543
Other financial liabilities	18 851	3 622	28 402	1 190	—	30 584	—	2 246	84 895
Total financial liabilities	267 739	3 622	546 633	1 190	1	284 744	47 410	6 537	1 157 876
Off-balance sheet - FX transactions only	—	17 558	179 785	—	20 703	—	28 927	4 883	251 856
Net position (excluding off-balance sheet)	56 916	14 831	(77 904)	11 787	30 728	108 325	(26 521)	9 828	127 989
Net position (including off-balance sheet)	56 916	(2 727)	(144 689)	11 787	10 026	235 917	(55 447)	4 944	116 727

Currency risk of the open positions in CZK, PLN, RON, USD, SEK is managed through the use of forward foreign currency contracts which minimize the adverse effects of currency exchange rate fluctuations. The Group monitors its foreign currency exposure to non-Euro based currencies on a regular basis and will, if deemed commercial, consider hedging some or all of any exposure arising.

Notes to the Consolidated Financial Statements**(42) Currency analysis (continued)**

The table below shows the currency structure of financial assets and liabilities as at 31 December 2021:

Assets EUR'000	BGN	CZK	DKK	EUR	PLN	RON	SEK	USD	Other	TOTAL
Cash and cash equivalents	40 117	4 340	628	109 980	4 977	11 276	4 258	2 167	2 251	179 995
Placements with other banks	1 088	—	8	7 472	699	1 885	1 937	1 704	2 115	16 906
Derivatives	—	—	—	102	—	—	—	1 950	—	2 053
Net receivables due from customers	165 100	12 786	10 194	141 662	49 778	274 508	3 854	—	236	658 119
Net investment in finance lease	—	—	—	420	—	1 614	—	—	—	2 033
Net loans to related parties	—	—	—	58 985	—	—	—	—	—	58 985
Net loans to other parties	—	—	—	1 918	—	—	—	—	—	1 918
Debt and equity investments	10 212	—	—	43 054	—	—	1	183	—	53 450
Other financial assets	3 736	238	781	3 009	267	3 136	42	29	155	11 391
Investments in associates	—	—	—	1 380	—	—	—	—	—	1 380
Total financial assets	220 253	17 364	11 611	367 982	55 721	292 419	10 092	6 033	4 757	986 230
Off-balance sheet - FX transactions only	—	—	—	115 886	5 775	143 021	—	71 557	1 601	337 840
Liabilities EUR'000	BGN	CZK	DKK	EUR	PLN	RON	SEK	USD	Other	TOTAL
Loans and borrowings	—	—	—	312 956	—	—	—	—	—	312 956
Deposits from banks	—	—	—	—	—	6 668	—	—	—	6 668
Deposits from customers	167 074	—	—	164 511	—	120 494	33	—	30 034	482 147
Derivatives	—	—	—	1 369	27	353	—	826	27	2 602
Other financial liabilities	18 466	3 734	823	20 080	6 346	11 197	1 096	47	232	62 020
Total financial liabilities	185 540	3 734	823	498 916	6 373	138 712	1 129	873	30 293	866 393
Off-balance sheet - FX transactions only	—	17 477	—	261 319	56 029	—	—	—	—	334 825
Net position (excluding off-balance sheet)	34 713	13 630	10 788	(130 934)	49 348	153 707	8 963	5 160	(25 536)	119 837
Net position (including off-balance sheet)	34 712	(3 848)	10 787	(276 366)	(906)	296 729	8 963	76 716	(23 936)	122 853

Notes to the Consolidated Financial Statements

(43) Group entities

As at 31 December 2022 and 31 December 2021 respectively, the Group consisted of the following entities:

Name of entity	Registered office	Ownership 31.12.2022	Ownership 31.12.2021
4f Sales, Inc.	18851 NE 29th Avenue, Suite 410, Miami, FL 33180, USA	100% 4finance Holding S.A.	100% 4finance Holding S.A.
4F Services sp. z o.o. (formerly: Global Collection Management Sp.z o.o.)	ul. 17 Stycznia, nr 56, 02-146, Warsaw, Poland	-	100% Vivus Finance Sp.z o.o., Partner GCM Global Collection Management Sp. z o.o. Spółka jawna
4finance AB	Hammarby Alle 91, 120 30, Stockholm, Sweden	100% AS 4finance	100% AS 4finance
4finance ApS	Vesterbrogade 1L, 4., DK-1620, Copenhagen, Denmark	100% AS 4finance	100% AS 4finance
4finance GmbH	Eschenheimer Anlage 1, 60316 Frankfurt am Main, Germany	Liquidated	100% 4finance Holding S.A.
4finance S.A.	8-10, Avenue de la Gare, L-1610 Luxembourg, Grand Duchy of Luxembourg	100% AS 4finance	100% AS 4finance
4finance Spain Financial Services S.A.U	Albasanz 14, ground floor, 28037 Madrid, Spain	100% AS 4finance	100% AS 4finance
4finance UAB	Jonavos Street 254a, LT-44132, Kaunas, Lithuania	100% AS 4finance	100% AS 4finance
4finance, Responsabilidad Limitada	Diagonal 6 10-01 Zona 10 Edificio Centro Gerencial Las Margaritas Oficina 402B Torre 2, Guatemala, Guatemala	Liquidated	100% (99% 4finance Holding S.A., 1% AS 4finance)
4Services Limited (formerly: Intersales Services Limited)	Icom house 1/5 Irish Town, Suite 3, Second Floor, PO Box 883, Gibraltar	100% 4finance Holding S.A.	100% 4finance Holding S.A.
4Spar AB	Hammarby Alle 91, 120 30, Stockholm, Sweden	Liquidated	100% 4finance AB
AS 4finance	Lielirbes 17A-46, Riga, LV-1046, Latvia	100% 4finance Holding S.A.	100% 4finance Holding S.A.
Bentont Pte Ltd.	149B Telok Ayer Street 3, Singapore, 068607	100% 4finance Holding S.A.	-
Credit Service UAB	Jonavos Street 254A, LT- 44132, Kaunas, Lithuania	100% 4finance Holding S.A.	100% 4finance Holding S.A.
Finansų administravimas UAB	Jonavos Street 254A, LT- 44132, Kaunas, Lithuania	Liquidated	100% 4finance Holding S.A.
Friendly Finance Argentina S.R.L.	Avda. del Libertador 498 – piso 23, C1001ABR Buenos Aires, Argentina	10% 4finance Holding S.A.	10% 4finance Holding S.A.
GoodCredit Universal Credit Organization Under Liquidation CJSC	58/1 Karapet Ulnetsi, 0069 Yerevan, Armenia	100% 4finance Holding S.A.	100% 4finance Holding S.A.
Online Loans Pilipinas Financing Inc	Unit 1402-1406 14th Floor Tycoon Centre, Pearl Drive, Barangay San Antonio, Pasig City, Philippines	100% Bentont Pte Ltd.	-
Peso Redee Financing Co. Inc.	U204 Pacific Center Condominium, 33 San Miguel Ave Pasig City, Philippines	100% Bentont Pte Ltd.	-
Platforma Vivus sp. z o.o. (formerly: GCM Global Collection Sp.z o.o.)	ul. Żwirki i Wigury 16C, building B4, 02-092 Warsaw, Poland	-	Merged with Vivus Finance Sp.z o.o.

Notes to the Consolidated Financial Statements

Name of entity	Registered office	Ownership 31.12.2022	Ownership 31.12.2021
Prestamo Movil S.A.	Juramento 1475, 1428, CABA, Buenos Aires, Argentina	100% (98.75% 4finance Holding S.A., 1.25% AS 4finance)	100% (98.75% 4finance Holding S.A., 1.25% AS 4finance)
SIA 4finance IT branch in UK	Wework 1 Mark Square, London, EC2A 4EG, UK	100% AS 4Finance	100% AS 4Finance
SIA Debt Solution	Lielirbes iela 17A - 11, Riga, LV-1046, Latvia	100% 4finance Holding S.A.	100% 4finance Holding S.A.
Soonly Finance Sp.z o.o. (formerly Vivus Finance)	ul. 17 Stycznia, nr 56, 02-146 Warsaw, Poland	-	100% AS 4finance
TBI ASSET MANAGEMENT AND SERVICING S.A. (formerly: TBI Leasing IFN S.A.)	8-12 Putul lui Zamfir Str., Ground Floor and First Floor, District 1, Bucharest, Romania	100% (99.9989% TBI Bank EAD, 0.0011% TBIF Financial Services B.V.)	100% (99.9989% TBI Bank EAD, 0.0011% TBIF Financial Services B.V.)
TBI Bank EAD	52-54 Dimitar Hadzhikotsev Str., Lozenets district, 1421 Sofia, Bulgaria	100% TBIF Financial Services B.V.	100% TBIF Financial Services B.V.
TBI Bank EAD Greece Branch	KIFISIAS AVENUE No: 196, 15231 CHALANDRI R. ATTIKA, MUNICIPALITY OF CHALANDRI, Greece	Branch of TBI Bank EAD	-
TBI Bank EAD Sofia-Bucharest Branch	8-12 Putuli lui Zamfir Str., 4th floor, 1st sector, Bucharest, Romania	Branch of TBI Bank EAD	Branch of TBI Bank EAD
TBI Buy EAD (formerly: TiBuy EAD)	52-54 Dimitar Hadzhikotsev Str., Lozenets district, 1421 Sofia, Bulgaria	100% TBI Bank EAD	100% TBI Bank EAD
TBI Money IFN S.A. (formerly: TBI Credit IFN S.A.)	8-12 Putul lui Zamfir Str., 2nd Floor, District 1, Bucharest, Romania	100% (99.99999863% TBI Bank EAD, 0.00000137% TBIF Financial Services B.V.)	100% (99.99999863% TBI Bank EAD, 0.00000137% TBIF Financial Services B.V.)
TBIF Financial Services B.V.	Prof. W.H. Keesomlaan 12, 1183DJ Amstelveen, Amsterdam, the Netherlands	100% 4finance Holding S.A.	100% 4finance Holding S.A.
Vane GmbH (formerly: BillFront GmbH)	Dircksenstraße 40, 10178 Berlin, Germany	24.39% 4finance Holding S.A.	24.39% 4finance Holding S.A.
Vivus S.A.	46a avenue J.F. Kennedy, 1855, Luxembourg	-	4finance Holding S.A. has preferred shares
VIVUS, S.R.L.	Rafael Augusto Sánchez 86, Roble Corporate Center, 9th Floor, Piantini, Santo Domingo, 10148, Dominican Republic	Liquidated	100% (99.99% 4finance Holding S.A., 0.01% AS 4finance)
Vivus.bg (formerly: 4finance EOOD)	79 Nikola Gabrovski Str., floor 2, Sofia 1700, Bulgaria	100% TBI Bank EAD	100% TBI Bank EAD
Zaplo Finance s.r.o. (formerly Vivus Finance s.r.o.)	Mayhouse Office, 5. května 1746/22, 140 00 Praha 4 - Nusle, Czech Republic	100% AS 4finance	100% AS 4finance

Notes to the Consolidated Financial Statements

(44) Subsequent events

Changes in management

Marek Kujawa, Group's Chief Risk Officer left the Group at the end of February 2023 to pursue other opportunities. The various Risk functions will now report to Group Chief Data Monetisation Officer, Chief Financial Officer and Chief Executive Officer. The Group will no longer have the separate role of Chief Risk Officer. The Group Chief Data Monetisation Officer, Artem Alatortsev, joined the executive committee in March 2023.

Acquisitions

In December 2022, the Group entered into a joint venture for online lending in the United Kingdom. Lending operations were commenced in February 2023.

Independent auditor's report

To the Sole Shareholder of
4finance Holding S.A.
8-10, Avenue de la Gare
L-1610 Luxembourg

Report on the Audit of the Consolidated Financial Statements

Opinion

We have audited the consolidated financial statements of 4finance Holding S.A. and its subsidiaries (the "Group") which comprise the consolidated statement of financial position as at 31 December 2022, and the consolidated statement of comprehensive income, the consolidated statement of changes in equity and consolidated statement of cash flows for the year then ended, and notes to the consolidated financial statements, including a summary of significant accounting policies.

In our opinion, the accompanying consolidated financial statements present fairly, in all material respects, the consolidated financial position of the Group as at 31 December 2022, and its consolidated financial performance and its consolidated cash flows for the year then ended in accordance with International Financial Reporting Standards (IFRS) as adopted by the European Union.

Basis for Opinion

We conducted our audit in accordance with the Law of 23 July 2016 on the audit profession ("Law of 23 July 2016") and with International Standards on Auditing ("ISAs") as adopted for Luxembourg by the "Commission de Surveillance du Secteur Financier" ("CSSF"). Our responsibilities under the Law of 23 July 2016 and ISAs as adopted for Luxembourg by the CSSF are further described in the « Responsibilities of "réviseur d'entreprises agréé" for the Audit of the Consolidated Financial Statements » section of our report. We are also independent of the Group in accordance with the International Code of Ethics for Professional Accountants, including International Independence Standards, issued by the International Ethics Standards Board for Accountants (IESBA Code) as adopted for Luxembourg by the CSSF together with the ethical requirements that are relevant to our audit of the consolidated financial statements, and have fulfilled our other ethical responsibilities under those ethical requirements. We believe that the audit evidence we have obtained is sufficient and appropriate to provide a basis for our opinion.

PKF Audit & Conseil Sàrl
Cabinet de révision agréé - RC B222994
37, rue d'Anvers L-1130 Luxembourg
+352 28 80 12

Other Information

The Board of Directors is responsible for the other information. The other information comprises the information stated in the consolidated management report but does not include the consolidated financial statements and our report of the “*réviseur d’entreprises agréé*” thereon.

Our opinion on the consolidated financial statements does not cover the other information and we do not express any form of assurance conclusion thereon.

In connection with our audit of the consolidated financial statements, our responsibility is to read the other information and, in doing so, consider whether the other information is materially inconsistent with the consolidated financial statements or our knowledge obtained in the audit or otherwise appears to be materially misstated. If, based on the work we have performed, we conclude that there is a material misstatement of this other information, we are required to report this fact. We have nothing to report in this regard.

Responsibilities of the Board of Directors for the Consolidated Financial Statements

The Board of Directors is responsible for the preparation and fair presentation of the consolidated financial statements in accordance with IFRS as adopted by the European Union, and for such internal control as the Board of Directors determines is necessary to enable the preparation of consolidated financial statements that are free from material misstatement, whether due to fraud or error.

In preparing the consolidated financial statements, the Board of Directors is responsible for assessing the Group’s ability to continue as a going concern, disclosing, as applicable, matters related to going concern and using the going concern basis of accounting unless the Board of Directors either intends to liquidate the Group or to cease operations, or has no realistic alternative but to do so.

Responsibilities of the “*réviseur d’entreprises agréé*” for the Audit of the Consolidated Financial Statements

Our objectives are to obtain reasonable assurance about whether the consolidated financial statements as a whole are free from material misstatement, whether due to fraud or error, and to issue a report of the “*réviseur d’entreprises agréé*” that includes our opinion. Reasonable assurance is a high level of assurance but is not a guarantee that an audit conducted in accordance with the Law of 23 July 2016 and with ISAs as adopted for Luxembourg by the CSSF will always detect a material misstatement when it exists. Misstatements can arise from fraud or error and are considered material if, individually or in the aggregate, they could reasonably be expected to influence the economic decisions of users taken on the basis of these consolidated financial statements.

As part of an audit in accordance with the Law of 23 July 2016 and with ISAs as adopted for Luxembourg by the CSSF, we exercise professional judgment and maintain professional scepticism throughout the audit. We also:

- Identify and assess the risks of material misstatement of the consolidated financial statements, whether due to fraud or error, design and perform audit procedures responsive to those risks, and obtain audit evidence that is sufficient and appropriate to provide a basis for our opinion. The risk of not detecting a material misstatement resulting from fraud is higher than for one resulting from error, as fraud may involve collusion, forgery, intentional omissions, misrepresentations, or the override of internal control.
- Obtain an understanding of internal control relevant to the audit in order to design audit procedures that are appropriate in the circumstances, but not for the purpose of expressing an opinion on the effectiveness of the Group's internal control.
- Evaluate the appropriateness of accounting policies used and the reasonableness of accounting estimates and related disclosures made by the Board of Directors.
- Conclude on the appropriateness of Board of Directors' use of the going concern basis of accounting and, based on the audit evidence obtained, whether a material uncertainty exists related to events or conditions that may cast significant doubt on the Group's ability to continue as a going concern. If we conclude that a material uncertainty exists, we are required to draw attention in our report of the "*réviseur d'entreprises agréé*" to the related disclosures in the financial statements or, if such disclosures are inadequate, to modify our opinion. Our conclusions are based on the audit evidence obtained up to the date of our report of the "*réviseur d'entreprises agréé*". However, future events or conditions may cause the Group to cease to continue as a going concern.
- Evaluate the overall presentation, structure and content of the consolidated financial statements, including the disclosures, and whether the consolidated financial statements represent the underlying transactions and events in a manner that achieves fair presentation.
- Obtain sufficient appropriate audit evidence regarding the financial information of the entities and business activities within the Group to express an opinion on the consolidated financial statements. We are responsible for the direction, supervision and performance of the Group audit. We remain solely responsible for our audit opinion.

We communicate with those charged with governance regarding, among other matters, the planned scope and timing of the audit and significant audit findings, including any significant deficiencies in internal control that we identify during our audit.

PKF Audit & Conseil



Report on Other Legal and Regulatory Requirements

The consolidated management report is consistent with the consolidated financial statements and has been prepared in accordance with applicable legal requirements.

Luxembourg, 27 April 2023

PKF Audit & Conseil Sàrl
Cabinet de révision agréé

DocuSigned by:

AA483A15CF014CD...

Jean Medernach